








### Total Population 2022 Mid Year Estimate

#### Hull LSOA

##### Total Population

	1035 - 1235
	1236 - 1401
	1402 - 1555
	1556 - 1713
	1714 - 1915
	1916 - 2326
	2327 - 3604

