



PEOPLE'S PANEL INFOGRAPHIC: APRIL 2026 – WAVE 60

Copyright © 2026 Hull City Council Insight Team (The People's Panel)

All rights reserved. No part of this publication may be reproduced, distributed, or transmitted in any form or by any means, including photocopying, recording, or other electronic or mechanical methods, without the prior written permission of the publisher, except in the case of brief quotations embodied in critical reviews and certain other non-commercial uses permitted by copyright law.

Where quotations or research results are used, other than in whole, the Insight Team must be given the opportunity to check the usage for purposes of accuracy and reserve the right to provide edits accordingly.

For permission requests, contact the publisher, at the address below:

Insight Team
Office of the Chief Executive
Hull City Council
The Guildhall
Alfred Gelder Street
Hull
HU1 2AA

Or by email panel@hullcc.gov.uk

PEOPLE'S PANEL WAVE 60: April 2026 (797 Hull Responses)

Happiness and Wellbeing



Happiness

Happy: 54% (- 3pp)
Unhappy: 19% (+ 3pp)



Healthiness

Healthy: 43% (- 4pp)
Unhealthy: 24% (+ 3pp)



Loneliness

Not lonely: 56% (+ 2pp)
Lonely: 21% (No Change)



Stress / Anxiety

Not stressed: 38% (+ 1pp)
Stressed: 35% (+ 1pp)



Worthwhileness

Worthwhile: 52% (- 1pp)
Not worthwhile: 20% (+ 6pp) ▲



Optimism

Optimistic: 43% (- 3pp)
Pessimistic: 26% (+ 5pp) ▲

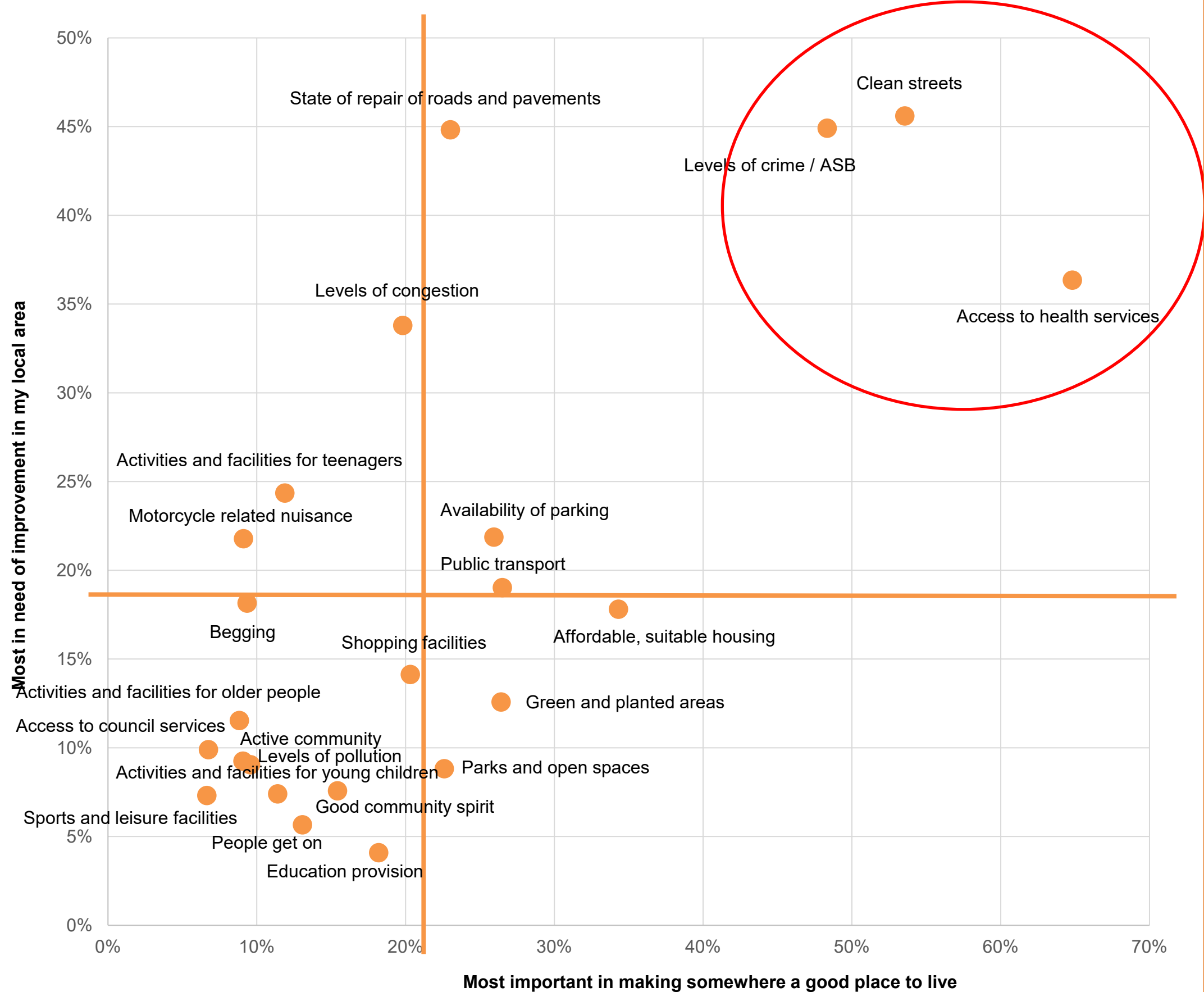


Hopefulness

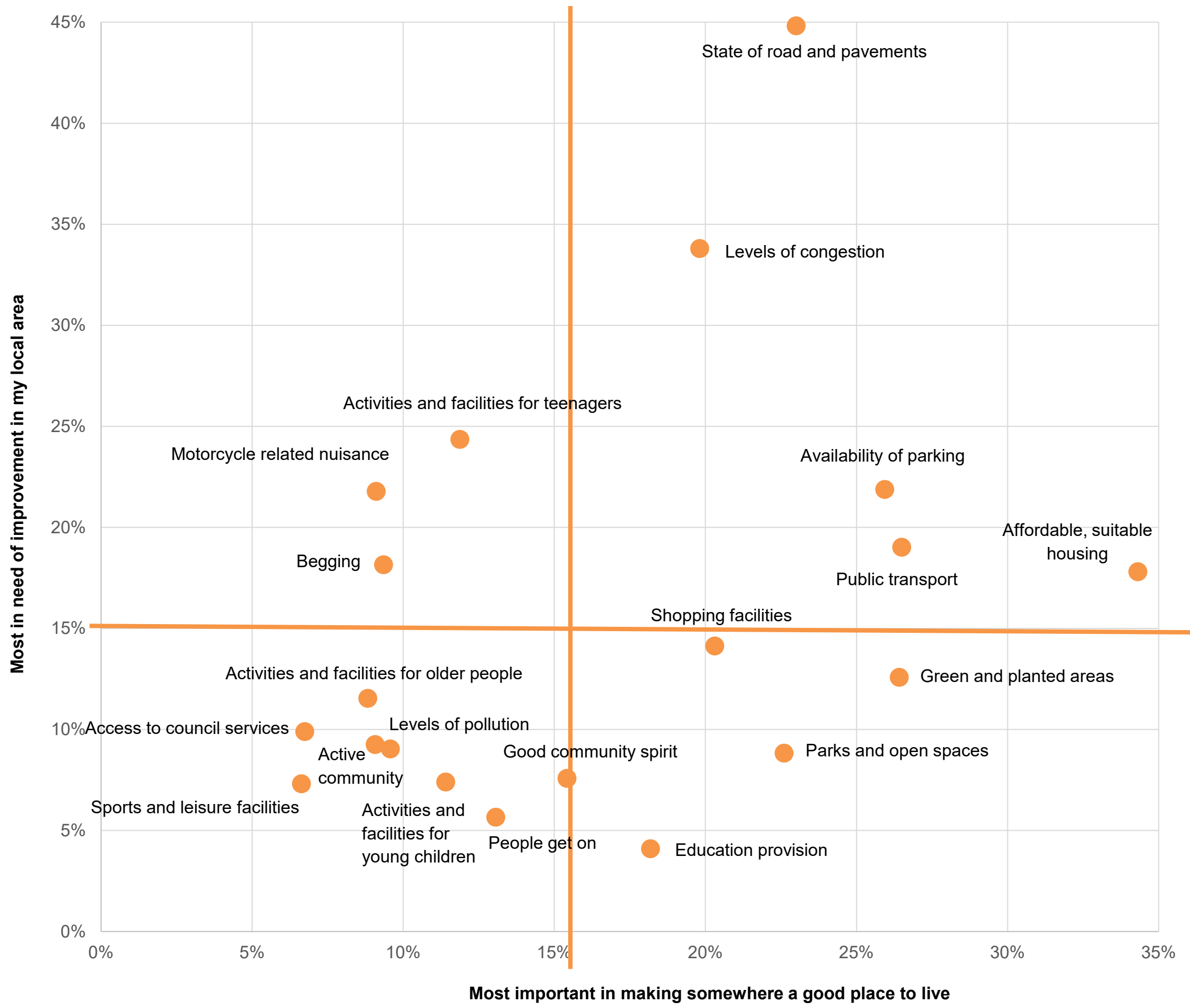
Hopeful: 46% (- 1pp)
Not hopeful: 22% (+ 2pp)

* Change compared to April 2025 People's Panel

Neighbourhood Priorities: Most Important Vs Most in Need of Improvement



With top three priorities removed:



Neighbourhood Priorities

Top Priorities:

1. Access to health services
2. Clean streets
3. Levels of crime / ASB

Secondary Priorities:

1. State of roads and pavements
2. Levels of traffic congestion
3. Affordable, suitable housing
4. Availability of parking
5. Public transport

Needs Improvement But Less Important:

1. Activities / facilities for teenagers
2. Motorcycle related nuisance
3. Begging

Important But Needs Less Improvement:

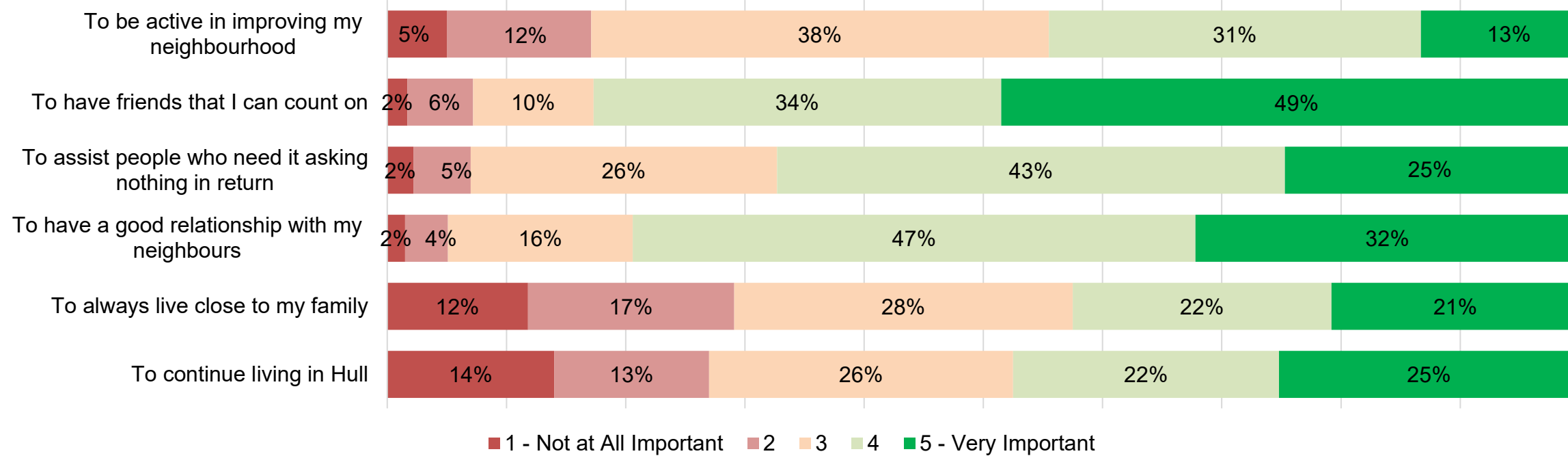
1. Green and planted areas
2. Shopping facilities
3. Parks and open spaces
4. Education provision

Less Important & Needs Less Improvement:

1. Good community spirit
2. Activities / facilities for older people
3. Activities / facilities for young children
4. People get on
5. Levels of pollution
6. Active community
7. Access to council services
8. Sports and leisure facilities

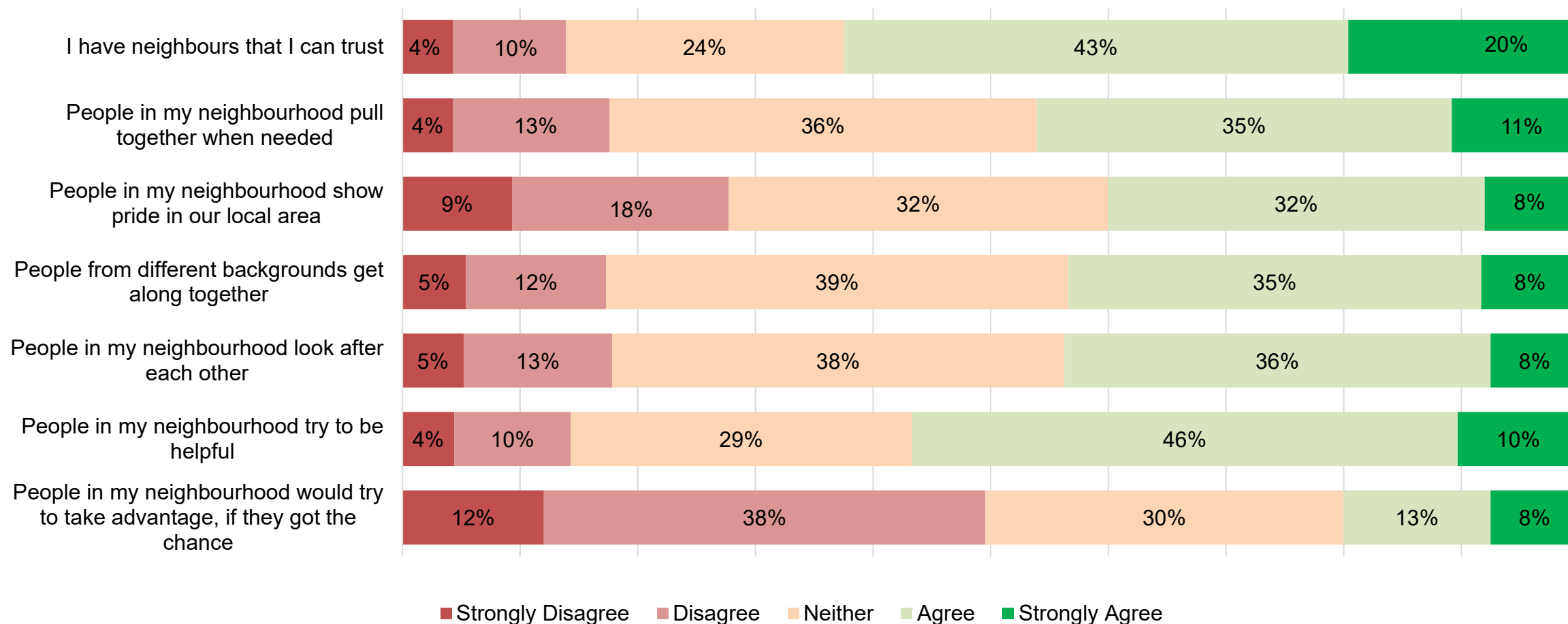
My Community

Q. How important are the following to you?



Important	September 2024	Direction
45%	40%	▲
83%	79%	▲
67%	68%	No Sig Change
79%	66%	▲
43%	43%	No Sig Change
48%	44%	No Sig Change

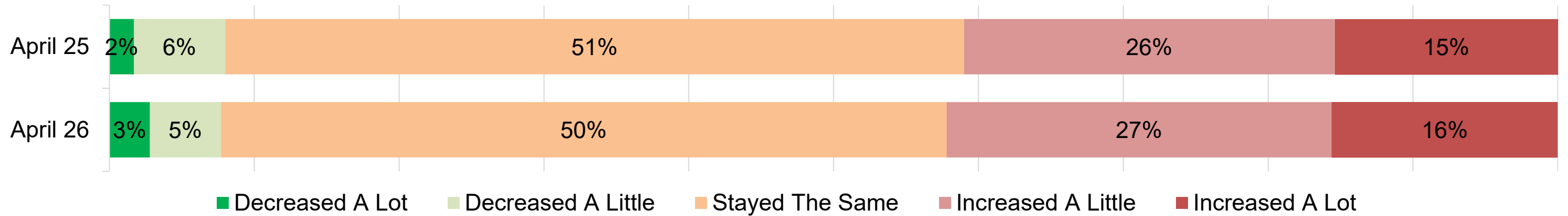
Q. How much do you disagree or agree with the following about your neighbourhood?



Agree or Strongly Agree	September 2024	Direction
63%	65%	No Sig Change
46%	46%	No Sig Change
40%	43%	No Sig Change
43%	51%	▼
44%	48%	No Sig Change
57%	62%	▼
20%	22%	No Sig Change

Perceptions of Crime and ASB

Q. Do you think levels of crime and anti-social behaviour in your local area have decreased or increased in the last year?



Q. Please look at the different types of crime below and tell us if A) you think this is a problem in your area, B) you or a member of your household has experienced it in the last year, C) you have witnessed it in your area in the last year, D) you have heard about an incident of this nature in your area in the last year, or E) none of these.

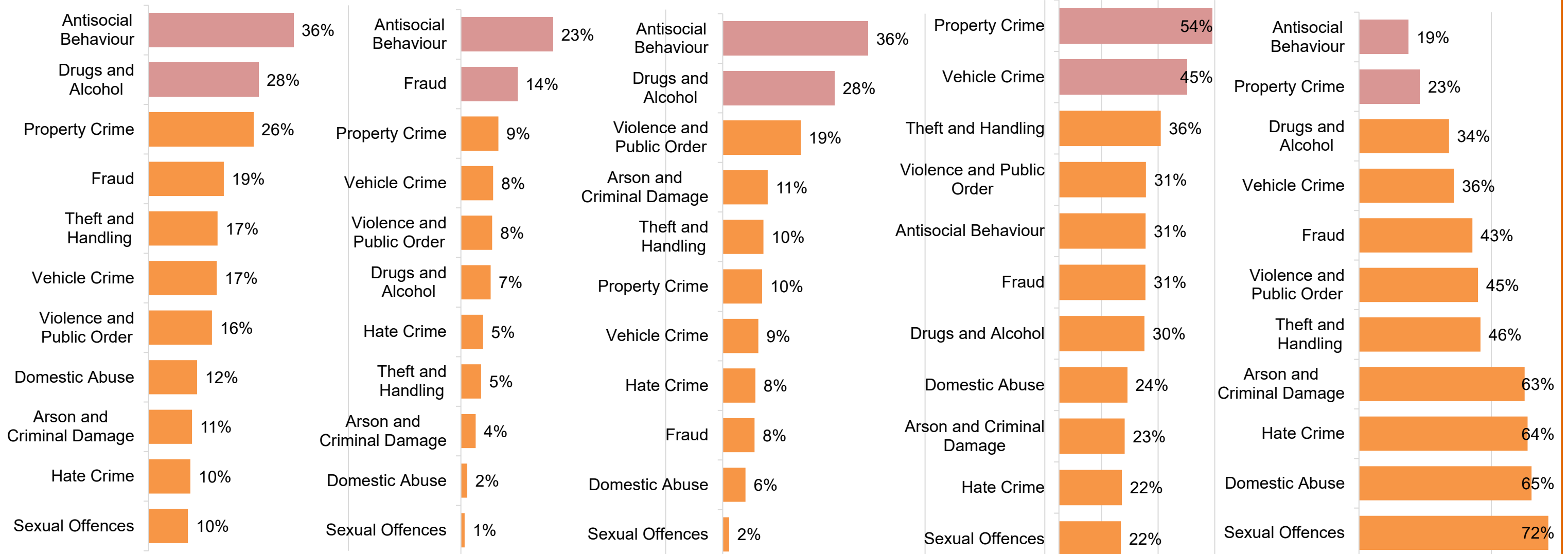
A) Problem In My Area

B) Experienced

C) Witnessed

D) Heard About

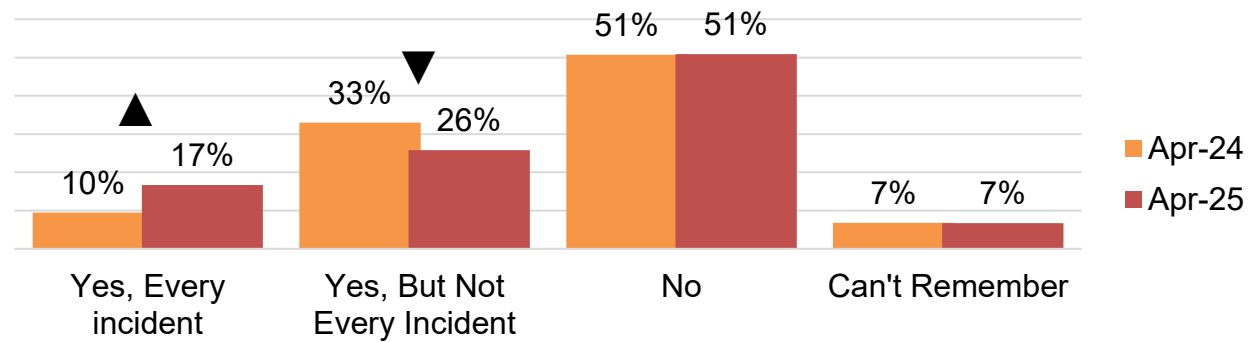
E) None of These



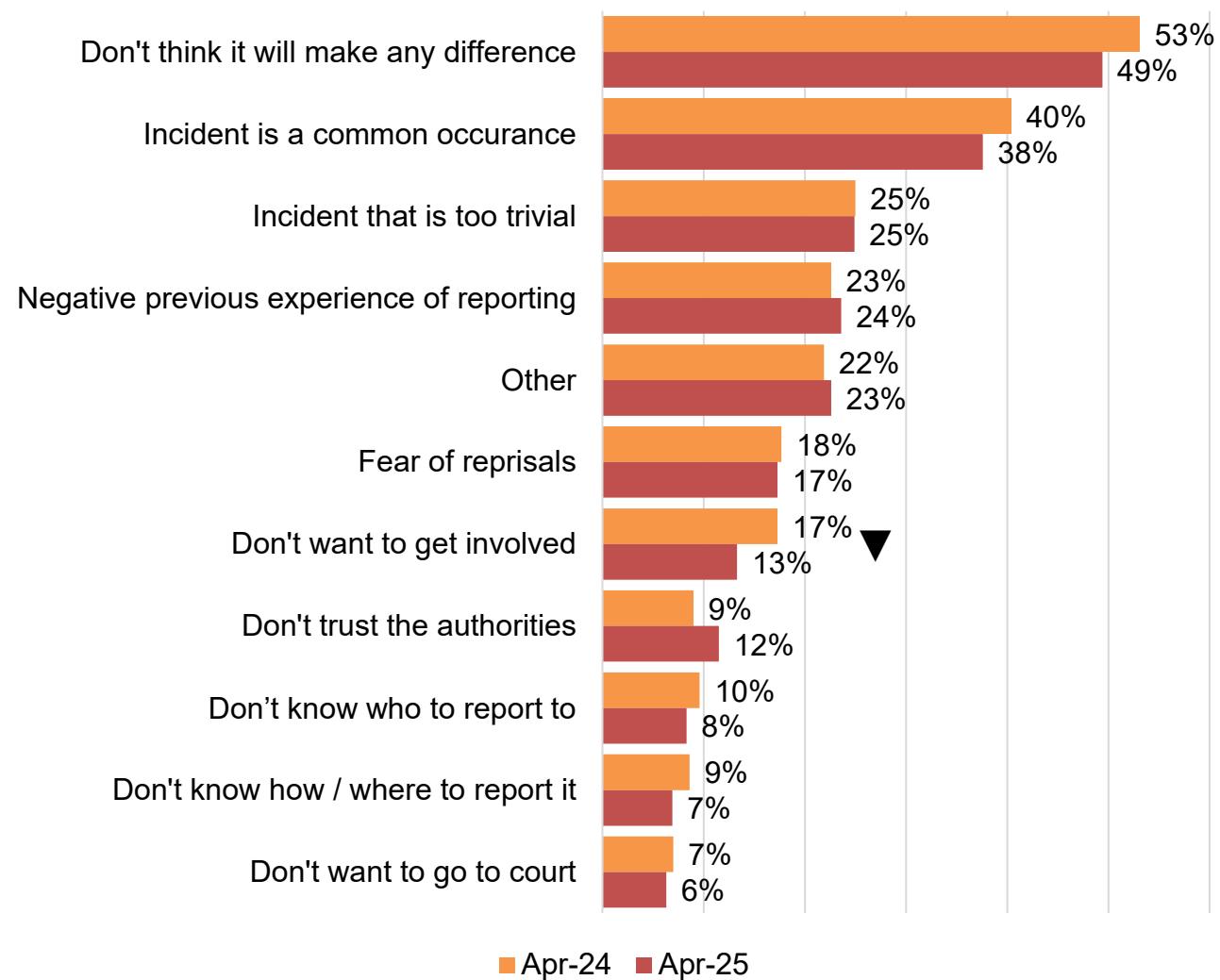
Reporting Crime and ASB

Of those respondents who have experienced / witnessed / heard of some form of crime occurring in their local area in the last year, or those who believe that crime is a problem in their local area:

Q. Did you report it?



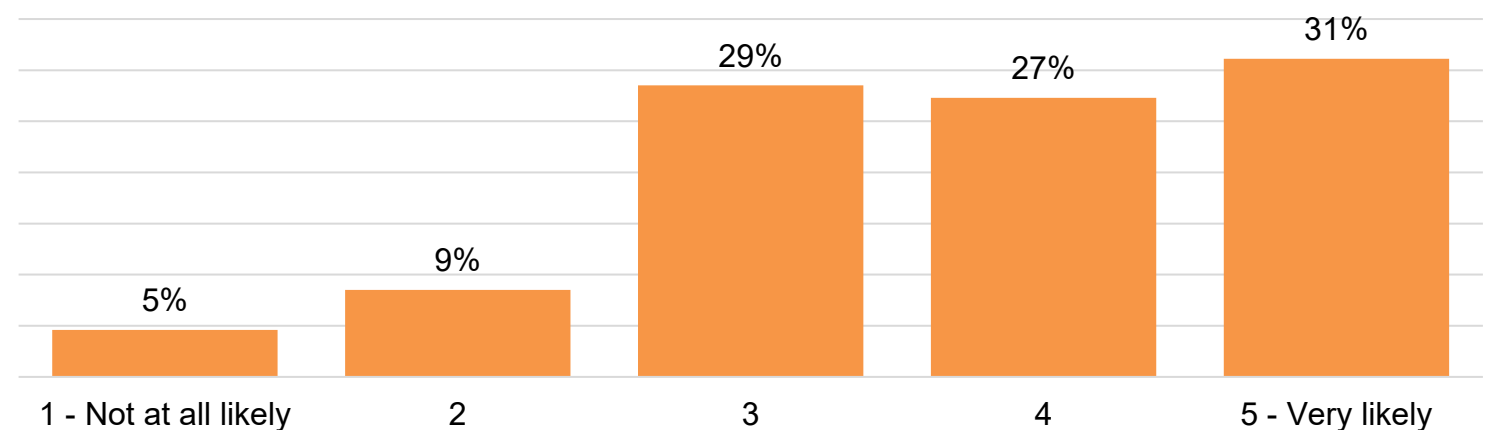
Q. If you did not report any / all incidents, why not?



Q. Who would you report each of the following types of incidents to in the first instance?

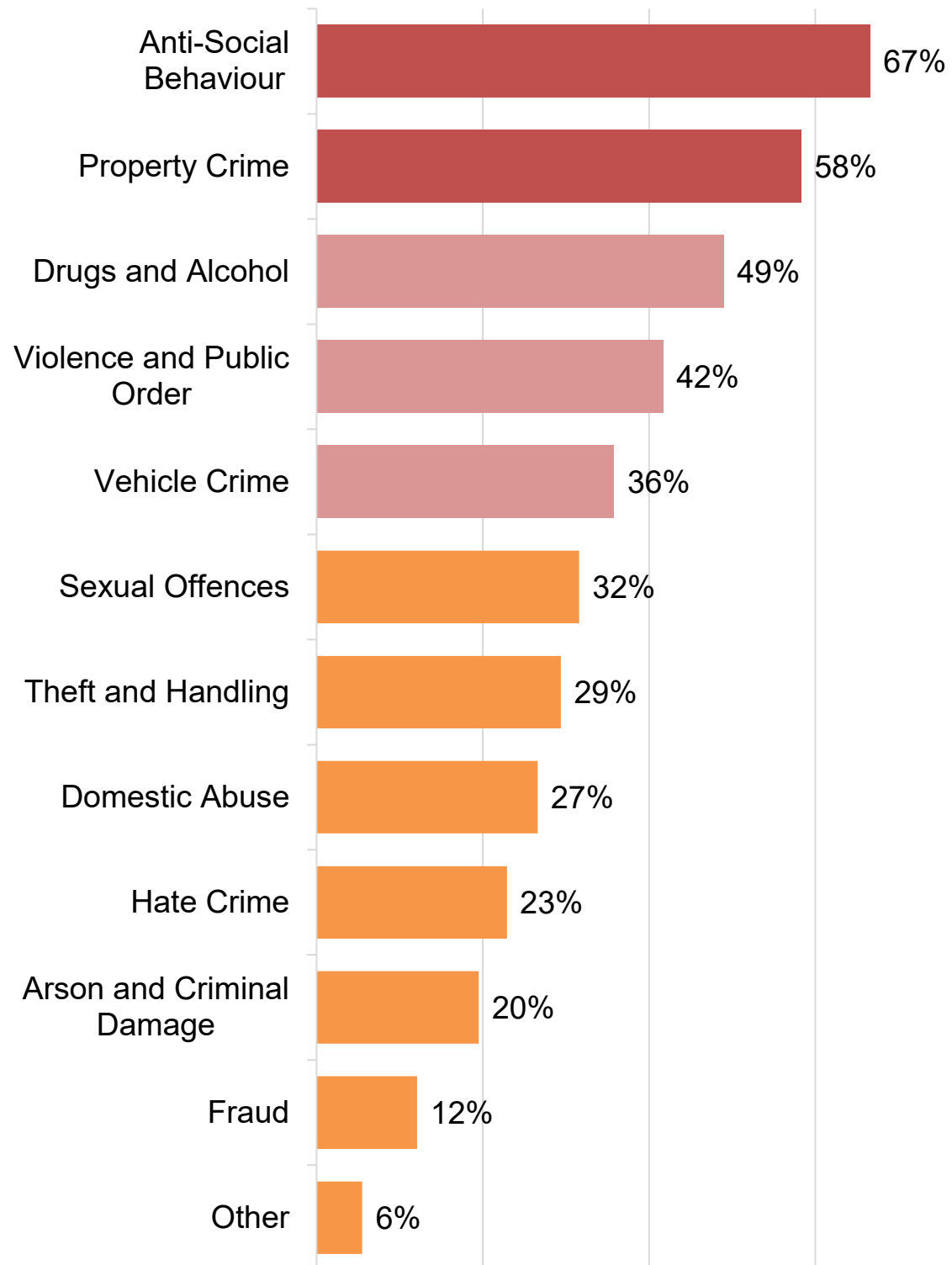
	The Council	Police 101	Police 999	Fire & Rescue	Wouldn't report	Don't know	Other
Personal ASB	11%	62%	6%	0%	11%	10%	0%
Nuisance ASB	26%	49%	4%	0%	13%	8%	0%
Environmental ASB	70%	15%	1%	0%	8%	5%	0%
Property Crime	1%	61%	34%	0%	1%	2%	0%
Vehicle Crime	0%	52%	44%	1%	2%	2%	0%
Drugs and Alcohol	1%	58%	20%	1%	16%	5%	0%
Domestic Abuse	1%	42%	38%	1%	5%	11%	2%
Hate Crime	1%	51%	29%	0%	8%	10%	1%
Violence and Public Order	1%	27%	63%	1%	3%	5%	1%
Sexual Offences	0%	28%	65%	1%	2%	3%	1%
Fraud	1%	65%	12%	1%	6%	10%	4%
Arson	11%	21%	17%	43%	4%	2%	1%
Criminal Damage	2%	57%	31%	1%	5%	4%	1%
Theft and Handling	1%	64%	21%	0%	6%	7%	1%

Q. If you had information about a crime, whether suspected, planned or already committed, or suspected that someone had or was planning to commit a crime, how likely is it that you would report it?



Local Crime and ASB Priorities

Q. Which of these types of crime should be prioritised to be tackled in your local area? **Tick up to 5**



Feelings of Safety

* Change compared to April 2025 People's Panel

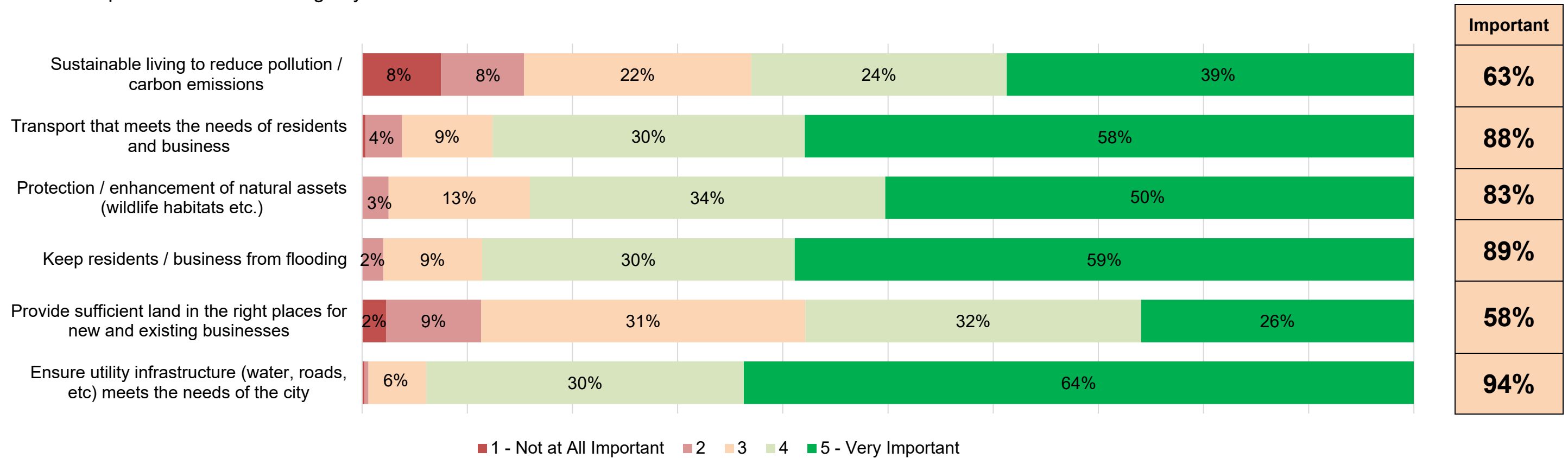
	Alone At Home			
	Day		Night	
Feel Safe	89%	+ 2pp	80%	▲ + 5pp
Feel Unsafe	5%	+ 1pp	12%	+ 1pp

	Walking Alone in Your Neighbourhood			
	Day		Night	
Feel Safe	83%	▲ + 5pp	39%	▲ + 6pp
Feel Unsafe	6%	▼ - 3pp	36%	- 1pp

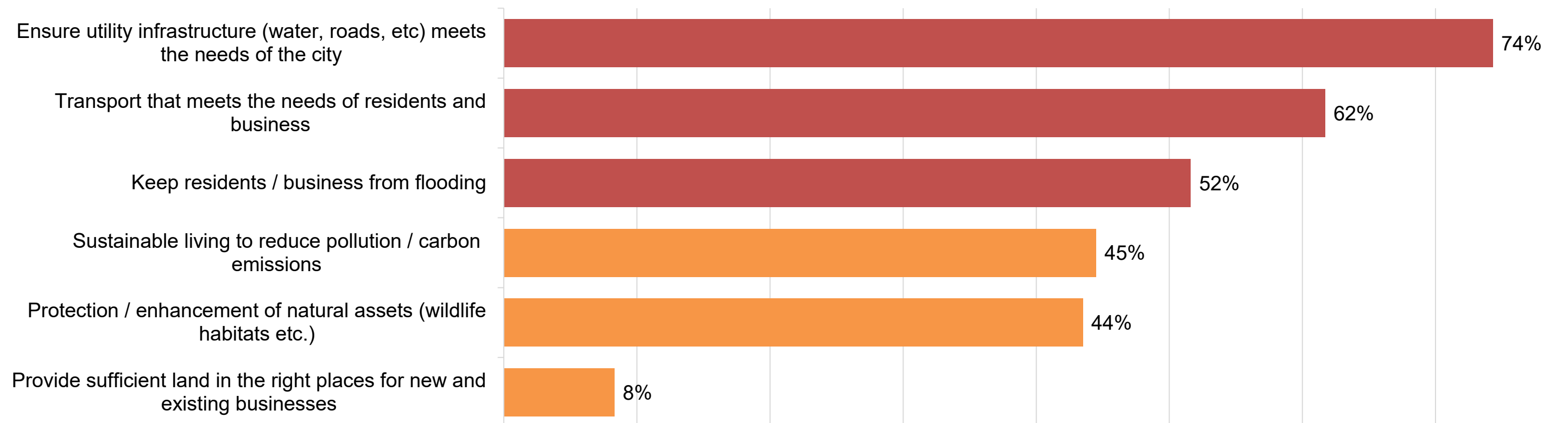
	Walking Alone in Hull Generally			
	Day		Night	
Feel Safe	74%	+ 3pp	25%	+ 4pp
Feel Unsafe	10%	- 1pp	51%	- 1pp

Responding to Climate Change and the Nature Emergency

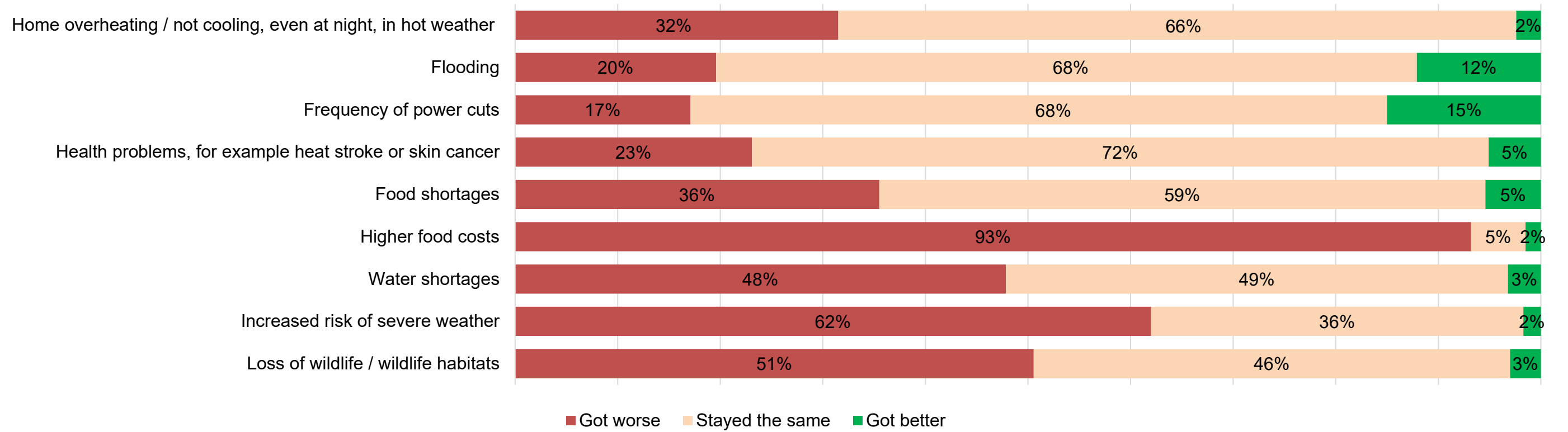
Q. How important are the following to you?



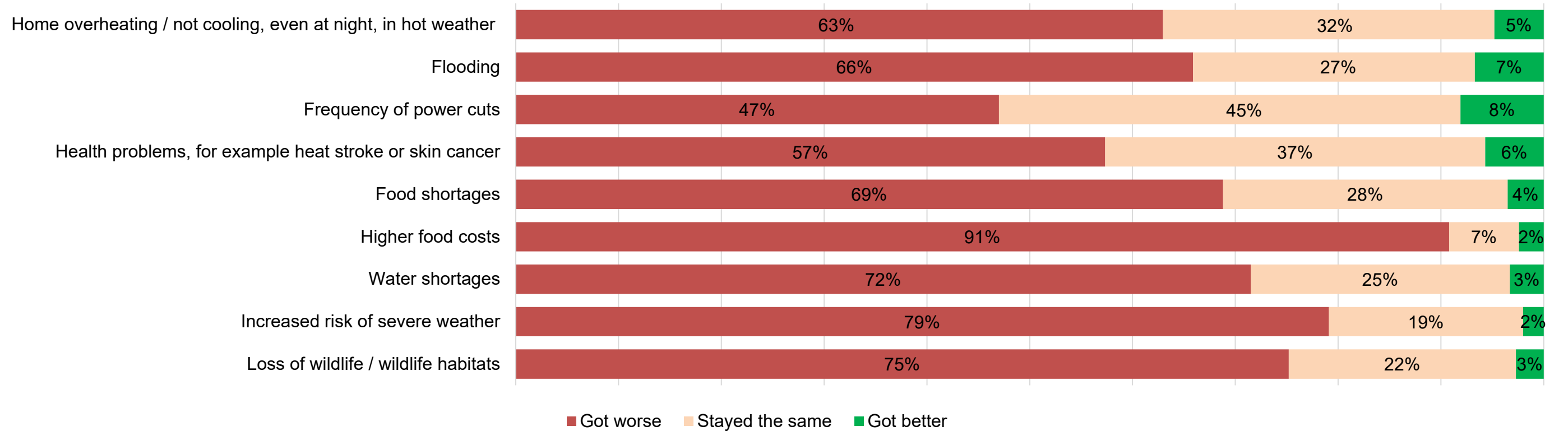
Q. Which of these should we prioritise? Tick up to 3



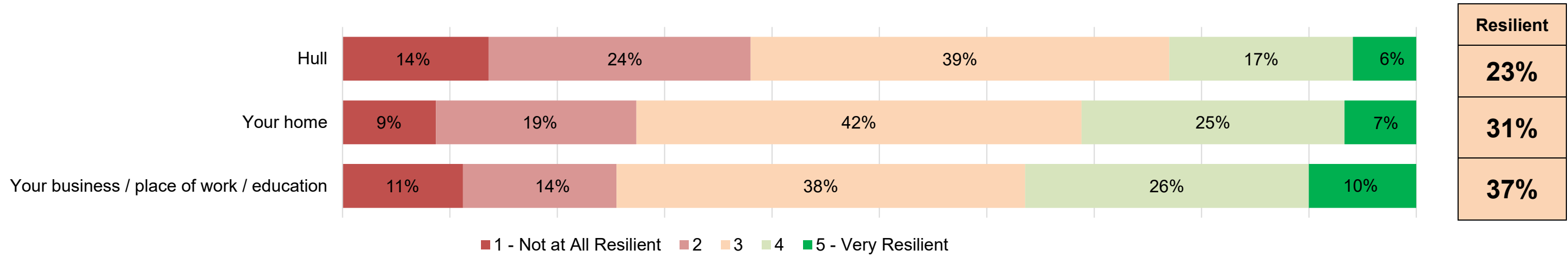
Q. Thinking about the following effects of climate change, over the **last 2 years**, do you think they have got worse, stayed the same or got better ?



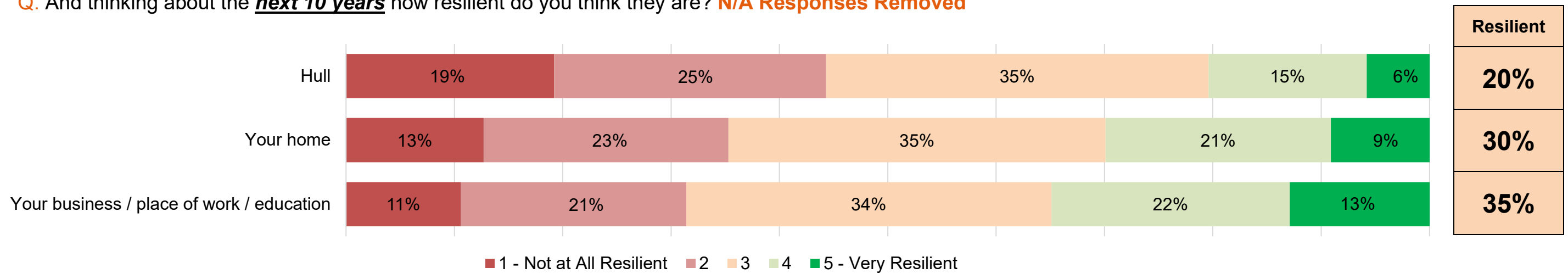
Q. And thinking about the **next 10 years**, do you think they will have got worse, stayed the same or got better?



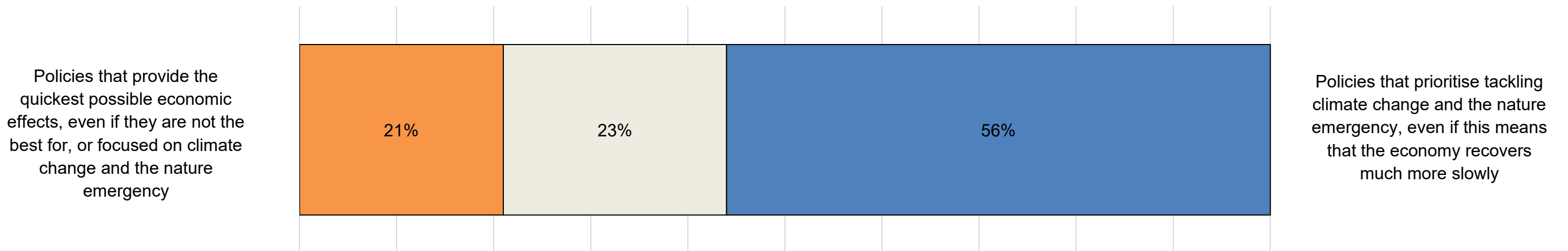
Q. Thinking about the different impacts of climate change we asked you about in the previous question, - **currently**, how resilient do you think the following are to these impacts? **N/A Responses Removed**



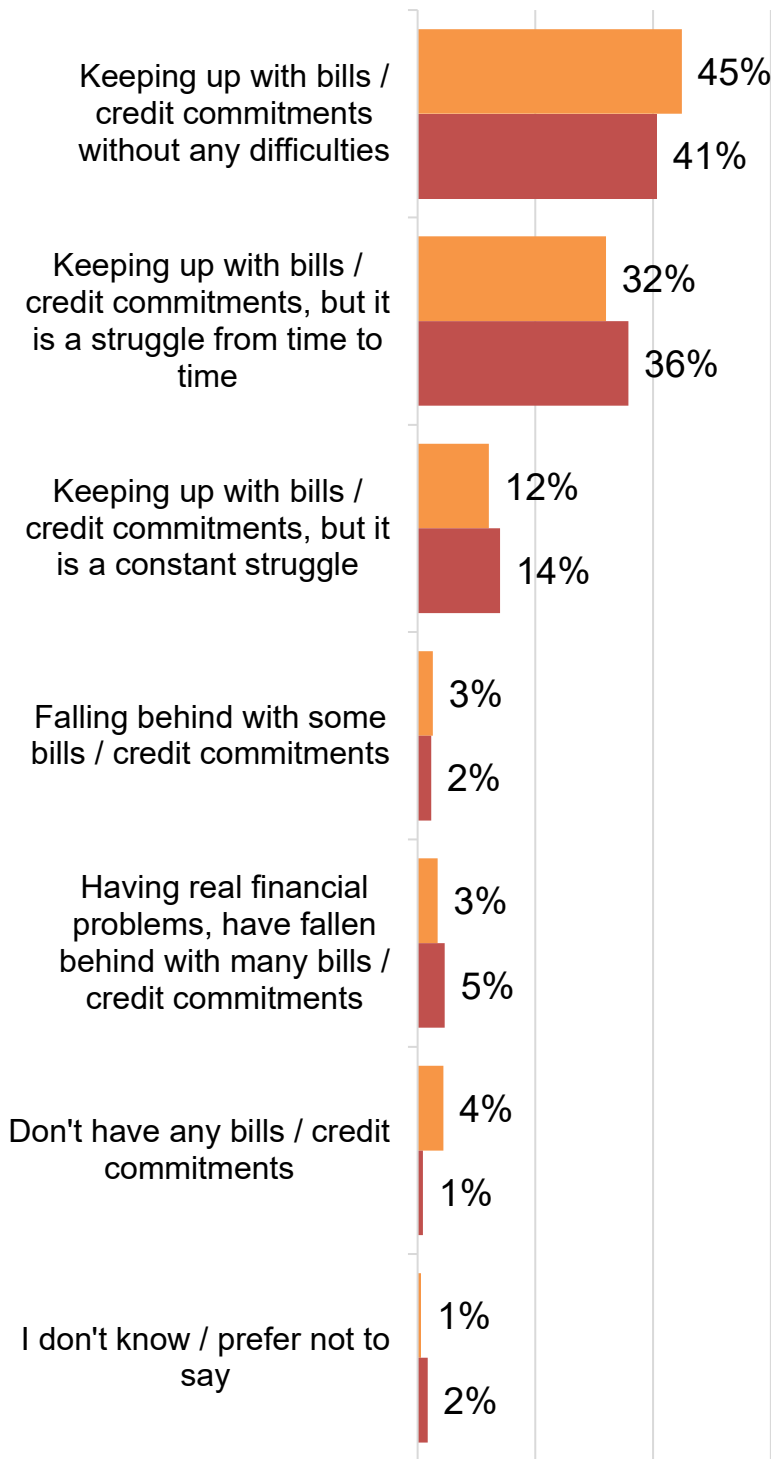
Q. And thinking about the **next 10 years** how resilient do you think they are? **N/A Responses Removed**



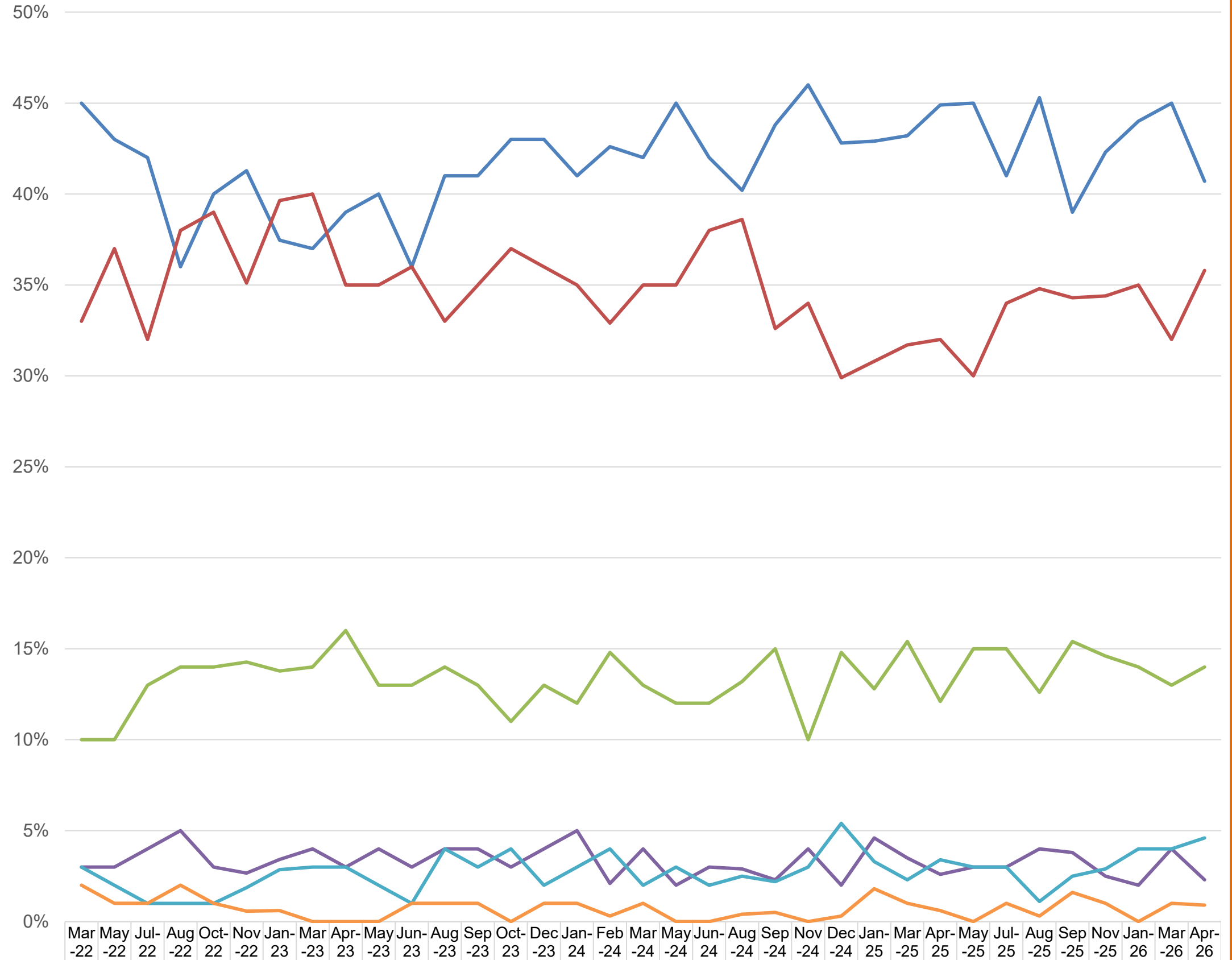
Q. Thinking about the way that climate change and the nature emergency are addressed through public policy, how would you prioritise the following?



Financial Stability Tracker



Apr-25 Apr-26



Keeping up with bills / credit commitments without any difficulties	45%	43%	42%	36%	40%	41%	37%	37%	39%	40%	36%	41%	41%	43%	43%	41%	43%	42%	45%	42%	40%	44%	46%	43%	43%	43%	45%	45%	41%	45%	39%	42%	44%	45%	41%
Keeping up with bills / credit commitments, but it is a struggle from time to time	33%	37%	32%	38%	39%	35%	40%	40%	35%	35%	36%	33%	35%	37%	36%	35%	33%	35%	35%	38%	39%	33%	34%	30%	31%	32%	32%	30%	34%	35%	34%	34%	35%	32%	36%
Keeping up with bills / credit commitments, but it is a constant struggle	10%	10%	13%	14%	14%	14%	14%	16%	13%	13%	14%	13%	11%	13%	12%	15%	13%	12%	12%	13%	15%	10%	15%	13%	15%	12%	15%	15%	13%	15%	15%	14%	13%	14%	
Falling behind with some bills / credit commitments	3%	3%	4%	5%	3%	3%	3%	4%	3%	4%	3%	4%	4%	3%	4%	5%	2%	4%	2%	3%	3%	2%	4%	2%	5%	4%	3%	3%	3%	4%	4%	3%	2%	4%	2%
Having real financial problems, have fallen behind with many bills / credit commitments	3%	2%	1%	1%	1%	2%	3%	3%	3%	2%	1%	4%	3%	4%	2%	3%	4%	2%	3%	2%	3%	2%	3%	5%	3%	2%	3%	3%	3%	1%	3%	3%	4%	4%	5%
Don't have any bills / credit commitments	2%	1%	1%	2%	1%	1%	1%	0%	0%	0%	1%	1%	1%	0%	1%	1%	0%	1%	0%	0%	0%	1%	0%	0%	2%	1%	1%	0%	1%	0%	2%	1%	0%	1%	1%