

2021 Census: Labour Market and Travel to Work

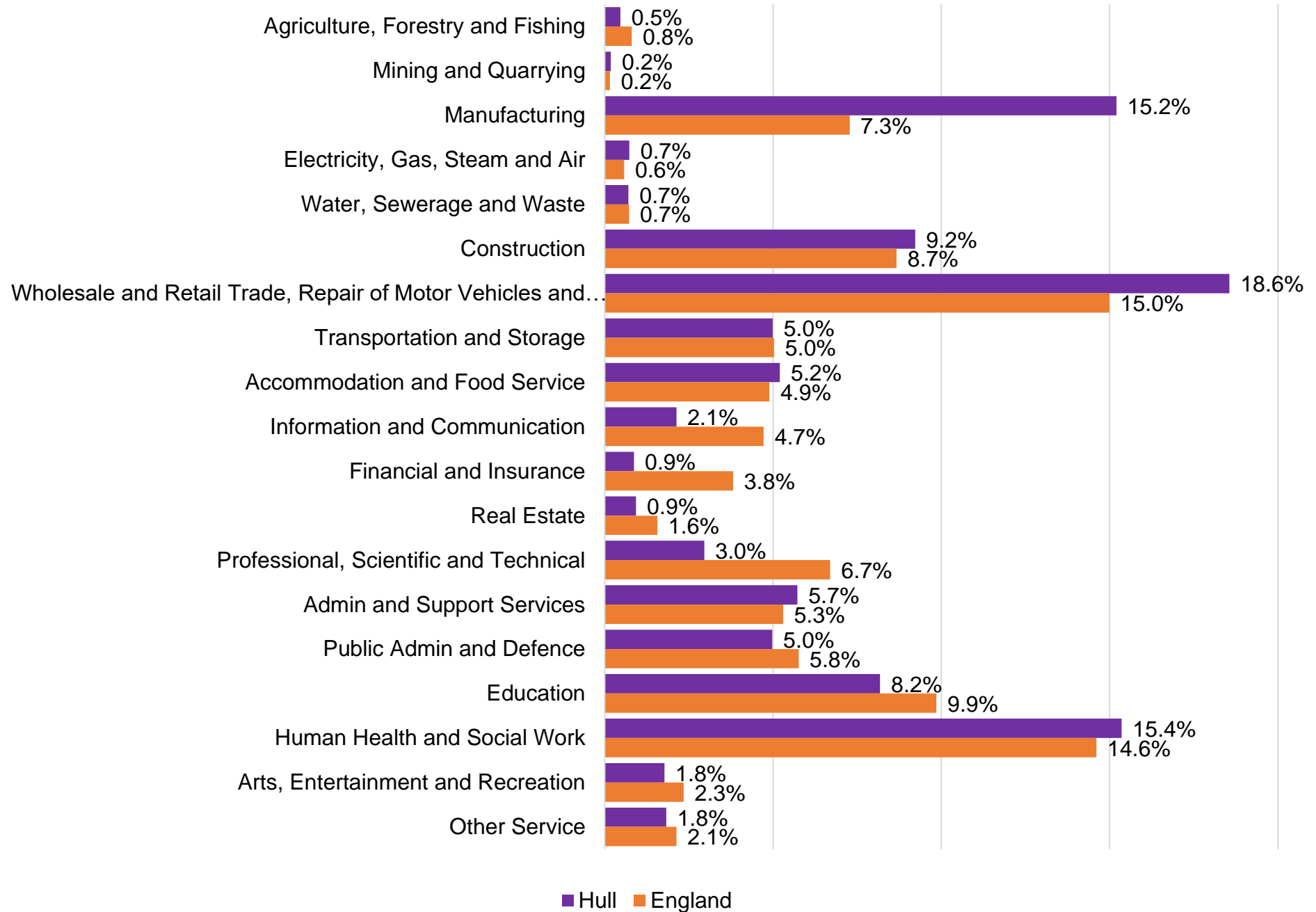
Industry and Occupation

census 2021



	Employed in Manufacturing Aged 16 + and In Employment	Employed in Retail and Wholesale Aged 16 + and In Employment	Employed in Human Health and Social Work Aged 16 + and In Employment	Employed in Building Construction Aged 16 + and In Employment	Higher Occupations (SOC 1, 2 and 3) Aged 16 + and In Employment	Higher Occupations (SOC 7, 8 and 9) Aged 16 + and In Employment
Hull 2021	17,904 15.2%	21,856 18.6%	18,088 15.4%	10,861 9.2%	34,771 29.5%	44,703 38.0%
Hull Change 2011 - 2021	+ 1,053 + 6.2%	+ 1,503 + 7.4%	+ 3,189 + 21.4%	+ 1,555 + 16.7%	+ 5,371 + 18.3%	+ 1,062 + 2.4%
England 2021	1,921,401 7.3%	3,958,259 15.0%	3,856,651 14.6%	2,288,550 8.7%	12,260,314 46.4%	6,568,048 24.9%
England Change 2011 - 2021	-304,846 - 13.7%	- 49,311 - 1.2%	+ 735,413 + 23.6%	+ 356,614 + 18.5%	+ 1,850,730 + 17.8%	- 189,578 - 2.8%

Employment by Broad Industry (% : Aged 16 + In Employment)



Largest Detailed SIC Employment Industries in Hull (% : Aged 16 + In Employment)



Retail Trade
14,221 (12.1%)



Building Construction
10,861 (9.2%)



Human Health
9,960 (8.5%)




Education
9,636 (8.2%)



Public Administration
5,863 (5.0%)



Social Work
5,749 (4.9%)




Food & Beverage Service
5,251 (4.5%)



Manufacture of Food
5,093 (4.3%)

Strength Detailed SIC Employment Industries in Hull (Percentage Point Difference Between Hull and England %)



Manufacture of Food
+3.3 pp



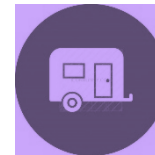
Retail Trade
+1.8 pp



Wholesale Trade
+1.5 pp



"Other" Manufacturing
+1.0 pp



Manufacture of Motor Vehicle and Trailers
+1.0pp




Manufacture of Furniture
+ 0.9 pp



Social Work
+ 0.7 pp



Manufacture of Rubber and Plastic
+ 0.6 pp



Building Construction
+ 0.6 pp

NOTE: Comparing Census 2021 Industry data to Census 2011 data is not possible in all instances as the Standard Industrial Classification (SIC) codes have been updated between Censuses to a new structure

Employment by Occupation (% : Aged 16 + In Employment)



National Statistics Socio-Economic Classification (% : Aged 16 +)

