

ENTERPRISE RECOVERY SURVEY 2020

Summary Results June 2020

Copyright © 2020 Hull City Council Insight Team (The People's Panel)

All rights reserved. No part of this publication may be reproduced, distributed, or transmitted in any form or by any means, including photocopying, recording, or other electronic or mechanical methods, without the prior written permission of the publisher, except in the case of brief quotations embodied in critical reviews and certain other non-commercial uses permitted by copyright law.

Where quotations or research results are used, other than in whole, the Customer Insight Team must be given the opportunity to check the usage for purposes of accuracy and reserve the right to provide edits accordingly.

For permission requests, contact the publisher, at the address below:

Customer Insight
Economic Development and Regeneration
Hull City Council
The Guildhall
Alfred Gelder Street
Hull
HU1 2AA


Or by email panel@hullcc.gov.uk

502 organisations have completed this questionnaire.

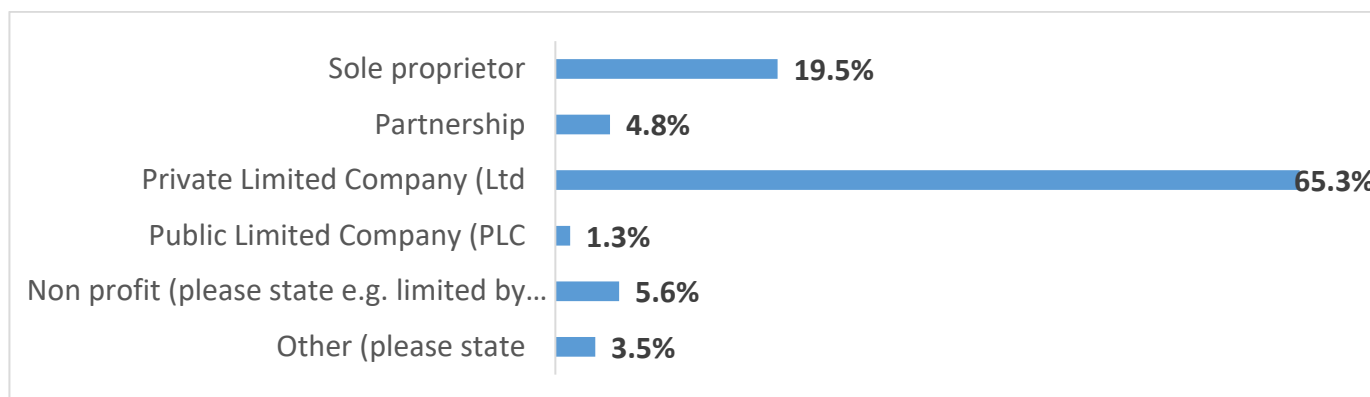
The following are the sources of responses we have received, via unique links.

Response Source	
Business Growth	42
CYPFS	8
Enterprise Panel	21
HCCNews	16
Major Projects	66
Other	6
Regeneration	179
StreetScene	132
Town Clerk	32

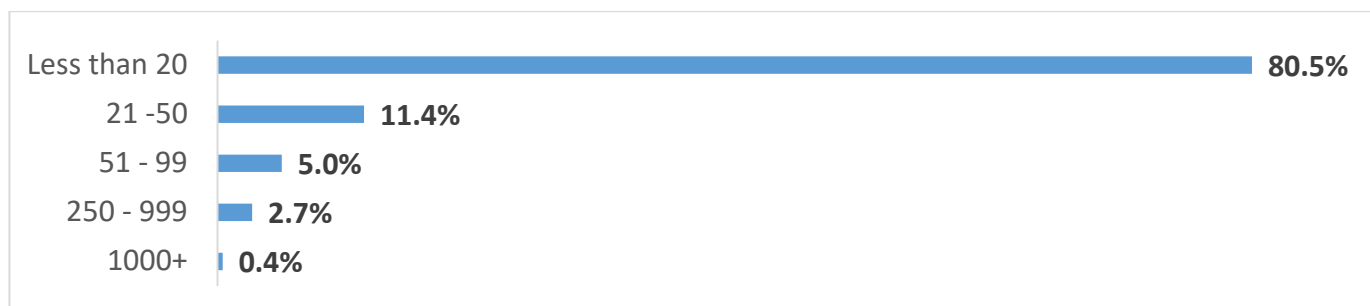
Q. Which of the following describes where your organisation has offices / staff?



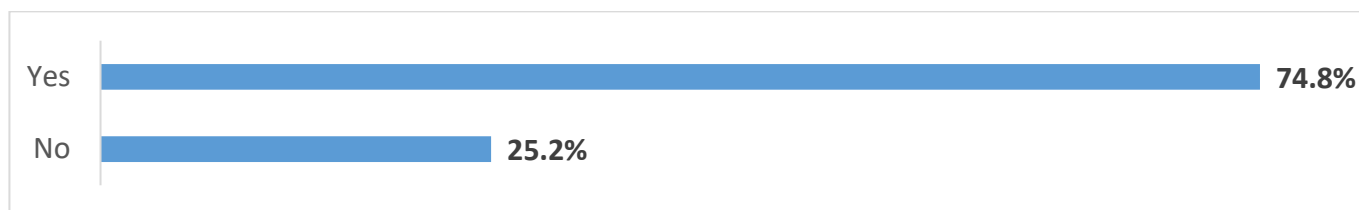
Q. How is your organisation incorporated?



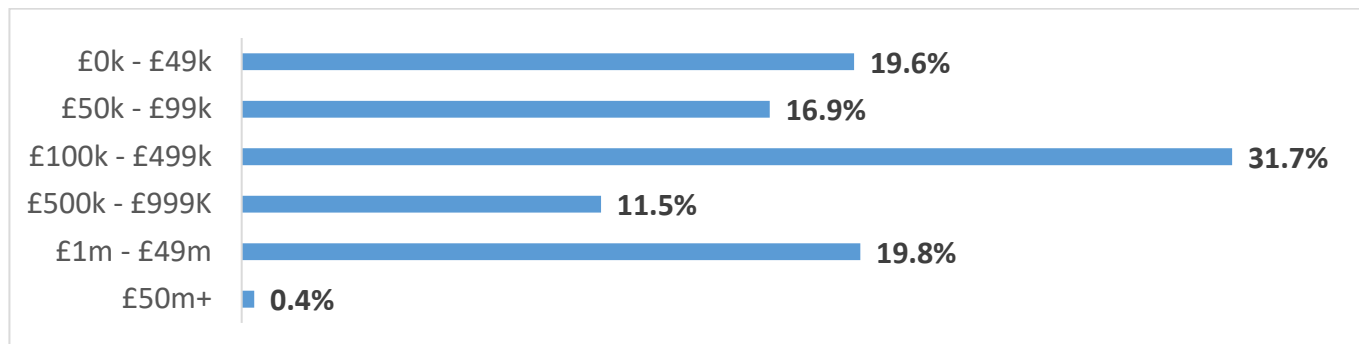
Q. How many staff does your organisation employ/ are employed at your location?



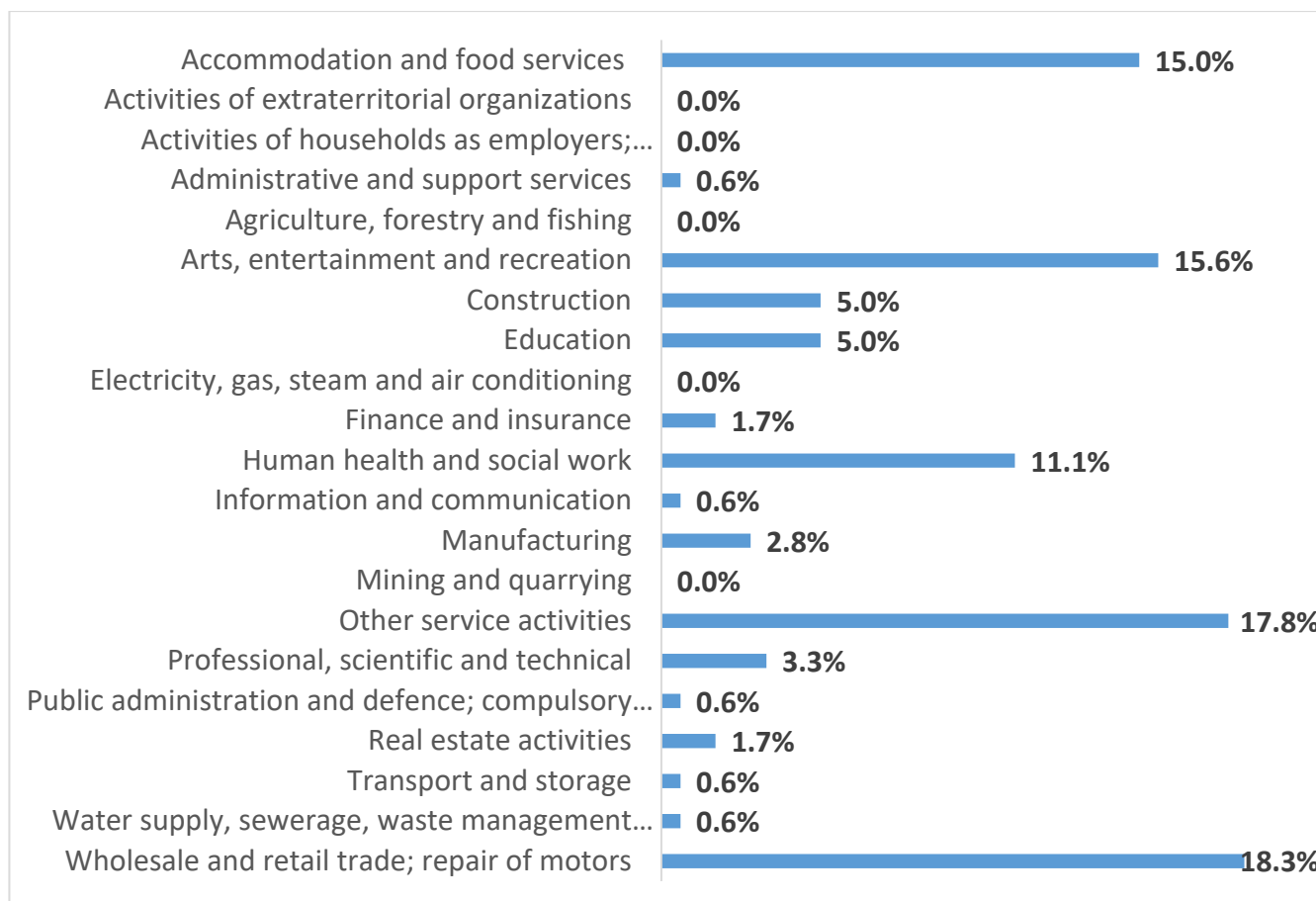
Q. Do you have business premises that are registered for non-domestic business rates?



Q. What is your annual turnover (in £ Sterling)?



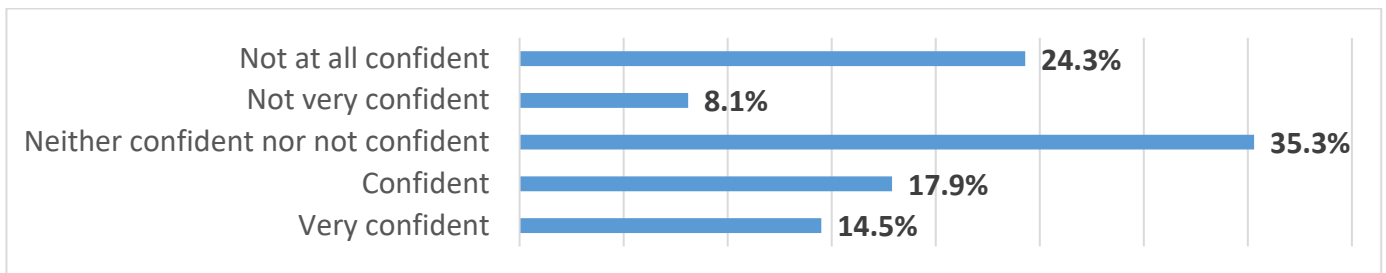
Q. Which of the following best describes your organisation’s main industry sector?



Q. Since the lockdown started, which of the following describes your order book / sales forecast?

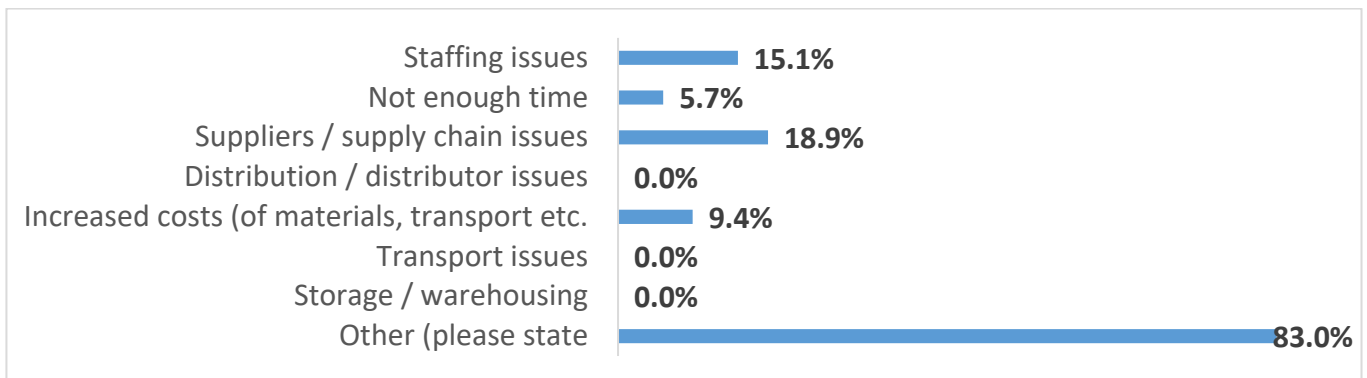


Q. How confident are you that you can meet the orders that you have currently have?

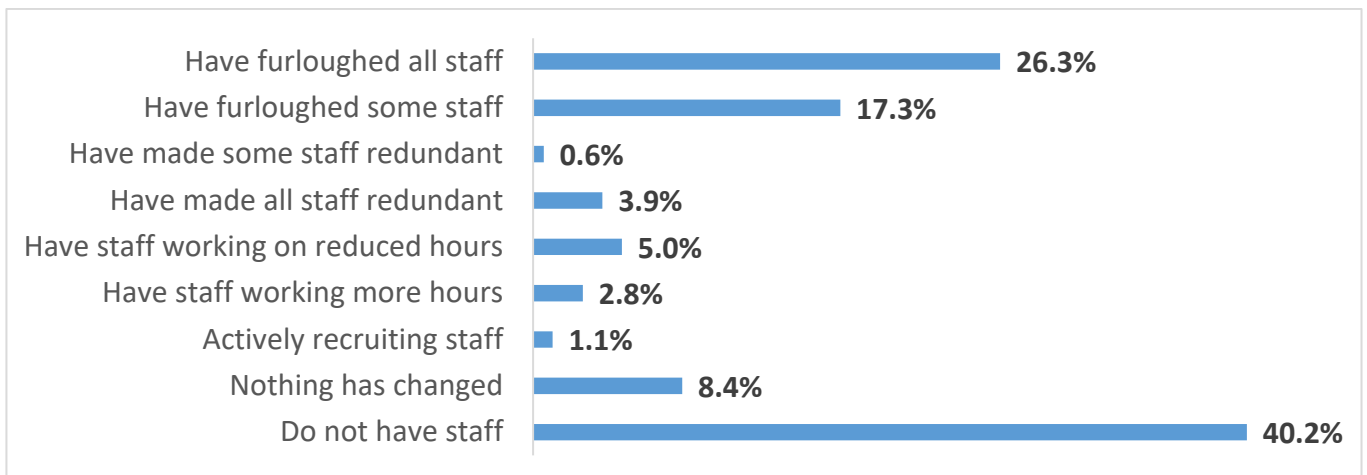


Of those who said they weren't confident they could meet their orders (31.9% of respondents):

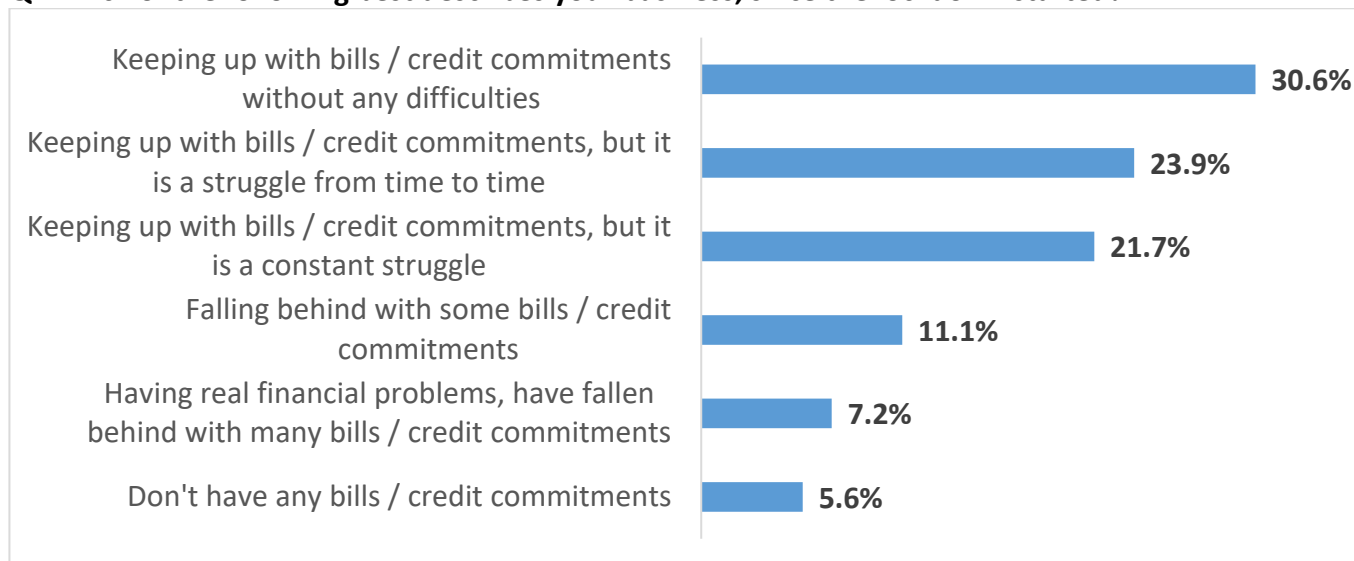
Q. Why is that?



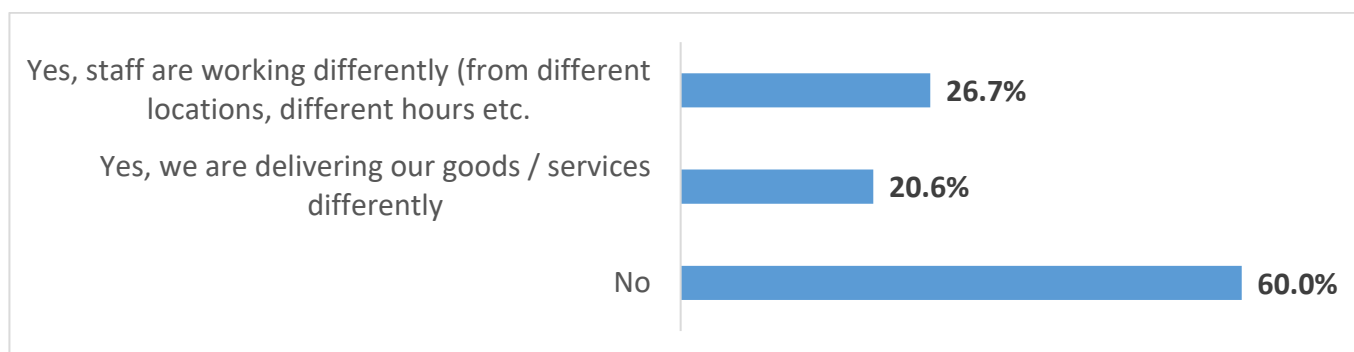
Q. Since the lockdown started, which of the following describes your staffing situation?



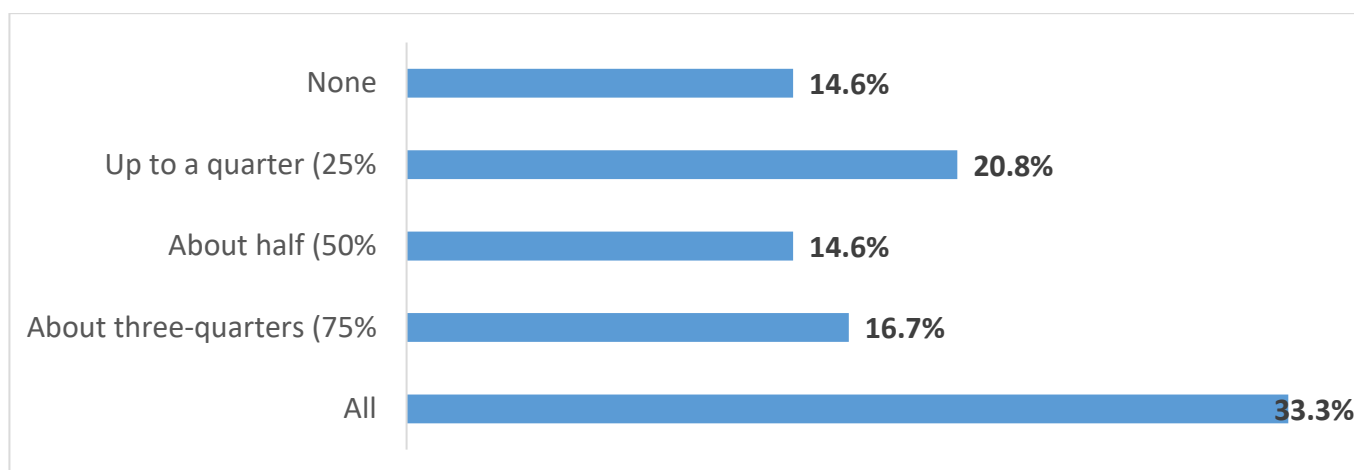
Q. Which of the following best describes your business, since the lockdown started?



Q. Since the lockdown, has your organisation developed news ways of working?



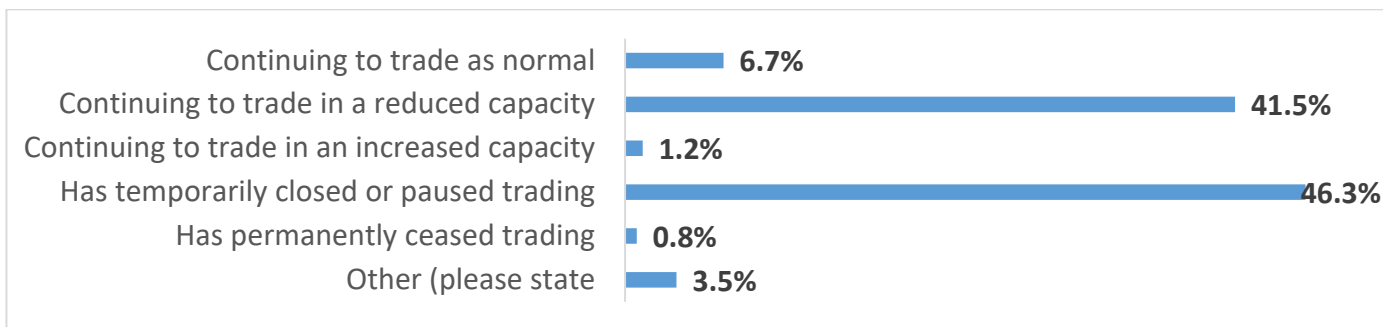
Q. About what proportion of your staff are working remotely / not at their usual place of work?



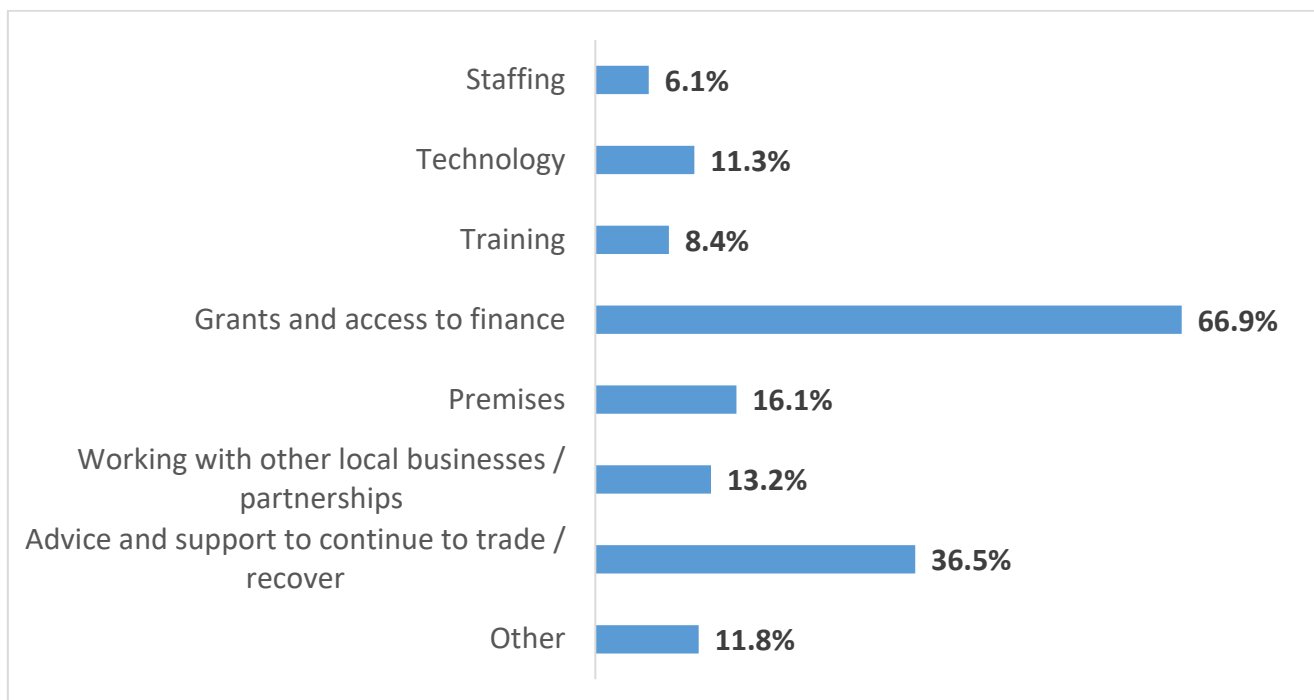
Q. Since the lockdown started, has your business applied for or do you intend to apply for any of the following initiatives?

	Have applied	Intend to apply	No	Not applicable
Coronavirus Job Retention Scheme (furlough)	66.4%	2.7%	11.9%	19.1%
Business rates holiday	18.5%	6.1%	26.9%	48.5%
Deferring VAT payments	28.7%	10.9%	30.1%	30.3%
The HMRC Time to Pay Scheme	13.1%	12.6%	53.7%	20.5%
Government-funded small businesses grant or loan schemes	49%	8.8%	26.9%	15.4%
Accredited finance agreements	1.5%	1.8%	76.8%	19.9%
Government Bounce-back Loan	27.1	13.2%	46.2%	13.4%
ICT for Growth	6.2%	5.5%	66.7 %	21.6%
Business Growth Scheme Grants	1.8%	10.8%	68.4%	19%
Finance for Growth Grants	0.5%	8.3%	70.8%	20.4%

Q. What is the current trading status of your business?



Q. In which of the following ways can we help you?



Q. Overall, thinking about the next 3 months, how confident are you about the following?

	Not at all confident	Not very confident	Neutral	Quite confident	Very confident
Your ability to continue trading	11.5%	15.9%	18.8%	33.1%	20.7%
Your ability to get supplies / services	5.3%	14.4%	22.1%	46.4%	11.8%
Your ability to meet demand	6.3%	11.4%	20.7%	38.4%	23.2%
That you will have enough staff	2.8%	6.2%	24.9%	36.9%	29.1%
That you will have too many staff	12.0%	6.0%	51.2%	18.0%	12.8%
Sales / orders will increase	24.5%	27.8%	29.0%	14.9%	3.7%
Sales / orders will return to normal	23.9%	31.6%	24.1%	17.3%	3.1%
Sales / orders will reduce	6.8%	9.9%	37.0%	27.0%	19.3%
You will be able to access the financial resources you need	18.2%	19.2%	36.3%	21.6%	4.8%