







2021 Census: Demography and Migration

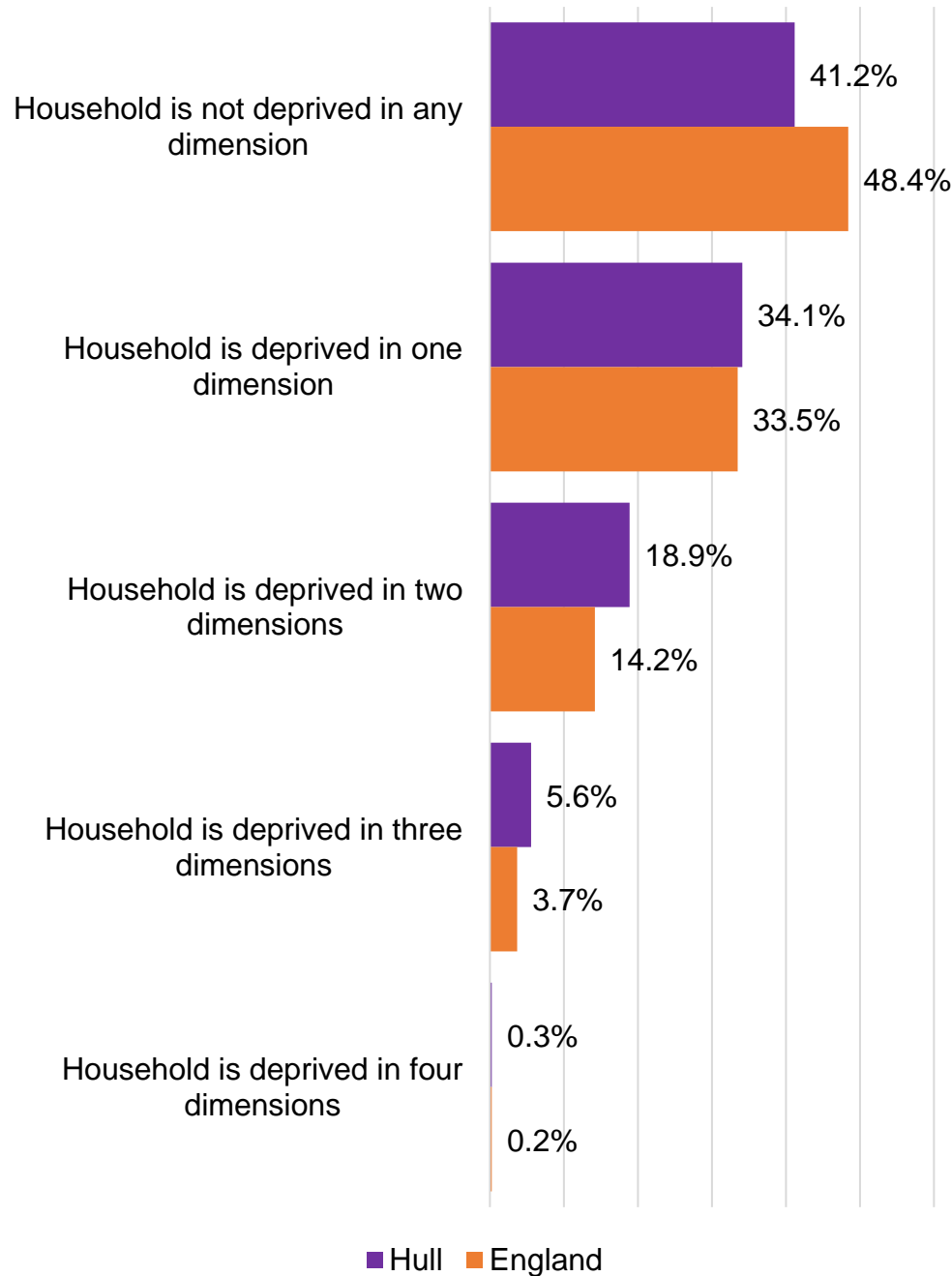
Household and Resident Characteristics

census 2021



	 Total Households	 HH in at least 1 deprivation dimension	 Average HH Size	 Single (Non-Pensioner) HH	 All Pensioner HH	 HH With Dependent Children
Hull 2021	115,472	67,916 58.8%	2.31 People	25,464 24.1%	21,276 18.4%	33,128 28.7%
Hull Change 2011 - 2021	+ 2,876 + 2.6%	- 6,961 - 9.3%	+ 0.04 From 2.28	- 1,249 - 4.7%	+ 1,599 + 8.1%	+ 1,113 + 3.5%
England 2021	23,436,085	12,086,349 51.6%	2.41 People	4,050,440 17.3%	5,147,067 22.0%	6,675,819 28.5%
England Change 2011 - 2021	+ 1,372,717 + 6.2%	- 591,371 - 4.7%	+ 0.01 From 2.40	+ 109,543 + 2.8%	+ 632,006 + 14.0%	+ 251,878 + 3.9%

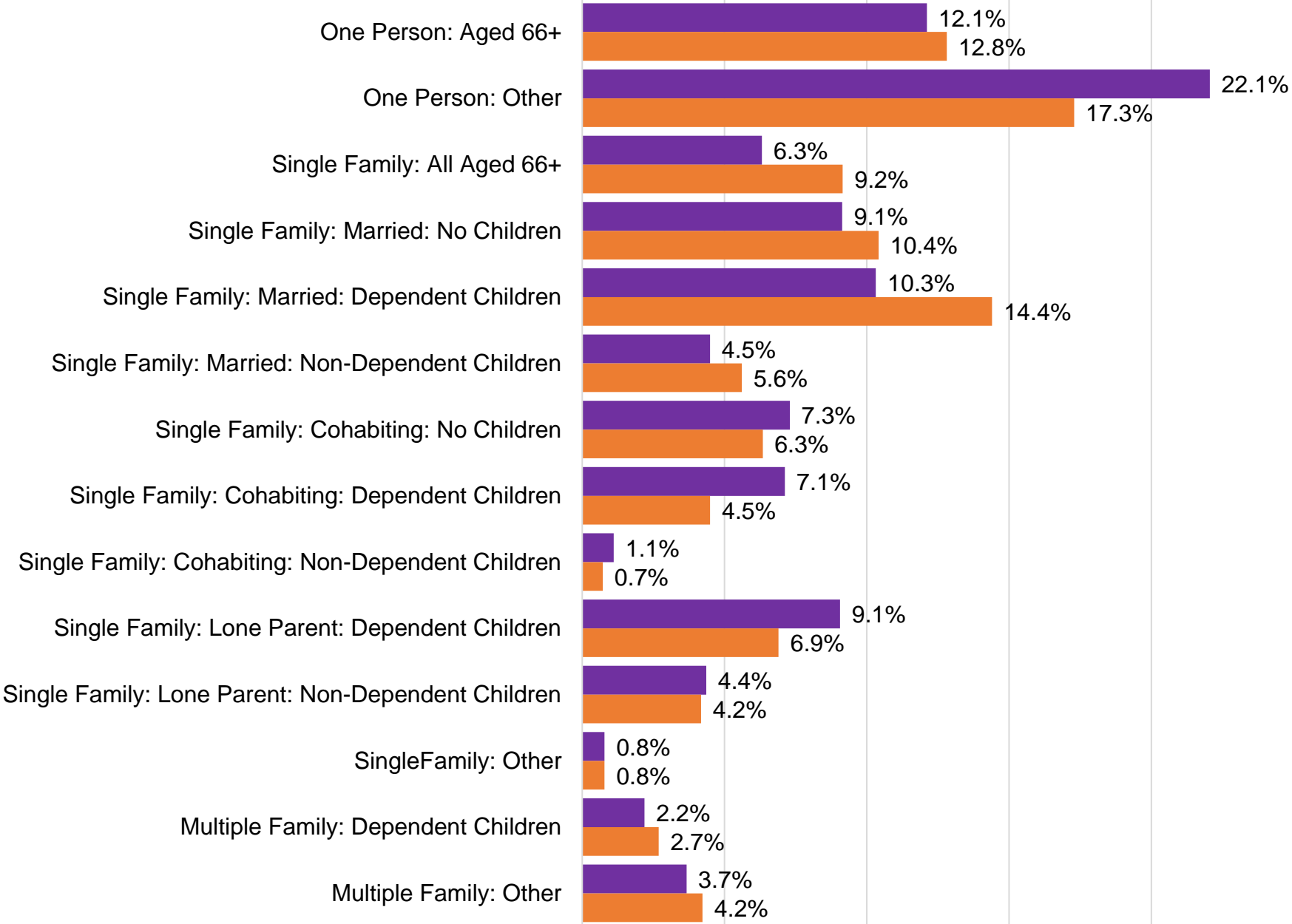
All Households by Deprivation Dimensions:



Households are considered to be deprived if they meet one or more of the following four dimensions of deprivation:

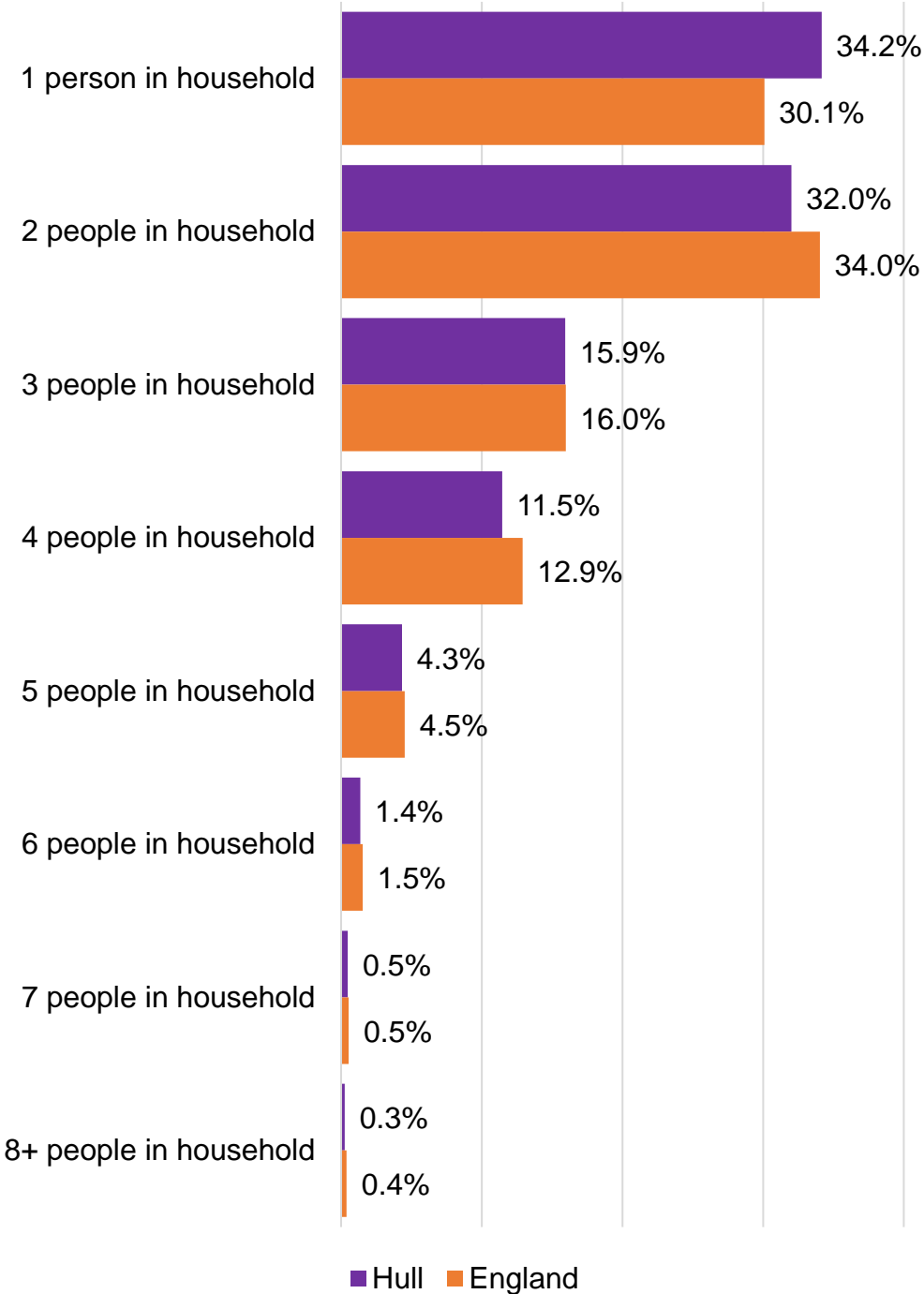
- employment: where any member of a household, who is not a full-time student, is either unemployed or long-term sick
- education: no person in the household has at least five or more GCSE passes (grade A* to C or grade 4 and above) or equivalent qualifications, and no person aged 16 to 18 years is a full-time student
- health and disability: any person in the household has general health that is “bad” or “very bad” or has a long-term health problem
- housing: the household’s accommodation is either overcrowded, with an occupancy rating of negative 1 or less (implying that it has one fewer room or bedroom required for the number of occupants), or is in a shared dwelling, or has no central heating

All Households by Household Composition:



■ Hull ■ England

All Households by Household Size:



Residents of Households Aged 16 + by Living Arrangement:

