






City Scorecard: September 2024


	Population	Period	No	%	England	Previous	Direction
	Total Population *	Mid 2023	271,942	-	-	268,677	▲
	Working Age (16 - 64) *	Mid 2023	175,203	64.4%	62.9%	64.6%	-
	Median Age *	Mid 2023	36	-	40	37	▼
	Non-UK Born Population ¹	2021 Census	34,962	13.1%	17.4%	7.5%	▲
	Working Age Employment	Period	No	%	England	Previous	Direction
	In Employment *	Jul 23 – Jun 24	124,500	72.6%	75.7%	69.3%	▲
	Unemployment *	Jul 23 – Jun 24	3,700	2.9%	3.8%	2.9%	-
	Economically Inactive *	Jul 23 – Jun 24	43,300	25.7%	21.3%	9.3%	▼
	Claimant Count *	August 2024	10,955	6.4%	4.3%	6.4%	-
	Economy	Period	No	Rate	England	Previous	Direction
	GVA / GVA Per Head	2022	£6,930 mill	£25,776	£33,976	£23,733	▲
	No of Enterprises / No Per 1,000 *	2024	6,505	23.9	41.1	24.6	▼
	No of Local Units / No Per 1,000 *	2024	8,695	32.0	47.4	32.5	▼
	Jobs / Jobs Per Pop Aged 16-64 ²	2022	139,000	0.81	0.88	137,000/0.79	▲
	Deprivation	Period	No	% / Rate	England	Previous	Direction
	Multiple Deprivation (LA Rank)	2019	4 th	-	-	3 rd	▲
	GDHI / GDHI Per Head *	2022	£4,250 mill	£15,818	£23,338	£15,086	▲
	Resident Median FT Weekly Wages	2023	£574.70	-	£683.40	£536.60	▲
	Children in Low Income Families (< 16)	2023	15,321	28.5%	20.1%	28.5%	-


¹ The latest 2021 Census population figure is compared against the last ONS population by country of birth data (2020). Note that the ONS population by country of birth data has been discontinued.

² This figure is ONS jobs density estimate and includes employees, self-employed, and government supported trainees.

	Health	Period	No	%	England	Previous	Direction
	Male Life Expectancy	2020 – 22	75.0	-	78.9	75.2	▼
	Female Life Expectancy	2020 – 22	79.9	-	82.8	80.1	▼
	Working Age Disability *	Jul 23 – Jun 24	59,100	35.0%	25.5%	36.7%	▼
	ESA Claimants	Feb 2024	9,597	5.5%	3.4%	5.6%	▼

	Crime	Period	No	Rate	England	Previous	Direction
	All Offences *	Yr to August 24	36,526	-	-	38,307	▼
	Criminal Damage and Arson *	Yr to August 24	3,497	-	-	4,278	▼
	Violence and Sexual Offences *	Yr to August 24	16,382	-	-	15,937	▲
	ASB *	Yr to August 24	2,901	-	-	3,510	▼

	Young People and Education	Period	No	% / Rate	England	Previous	Direction
	Pupil achieving a 9 – 5 Pass	2022/23	-	38.9%	45.5%	42.0%	▼
	Pupil achieving a 9 – 4 Pass	2022/23	-	58.0%	65.4%	59.8%	▼
	16 – 17-Year-Olds NEET (inc. NK)	2022/23	425	6.7%	5.2%	5.6%	▲
	Overall State Funded School Absence	2022/23	-	7.8%	7.4%	8.0%	▼
	Looked After Child / Per 10,000 Child	As at 31 Mar 23	773	128	71	149	▼
	Children in Need / Per 10,000 Child	As at 31 Mar 23	3,372	571.1	342.7	642.0	▼

	Housing	Period	No	% / Rate	England	Previous	Direction
	No of House Sales *	Yr to June 24	2,214	-	-	3,255	▼
	Average House Price (All Types) *	August 24	£143,563	-	£309,572	£138,499	▲
	Average Private Rent (All Types)	Yr to Sep 23	£509	-	£994	£486	▲
	U/I Homeless & Priority Need / Per 1,000	2023/24	371	3.26	2.68	1.66	▲
Prevention and Relief Duty / Per 1,000	2023/24	3,760	29.3	13.4	N/A	N/A	

For more information please contact insight@hullcc.gov.uk