





# City Scorecard: October 2023

	<b>Population</b>	<b>Period</b>	<b>No</b>	<b>%</b>	<b>England</b>	<b>Previous</b>	<b>Direction</b>
	Total Population <sup>1</sup> *	Mid 2022	268,852	-	-	266,516	▲
	Working Age (16 - 64) <sup>1</sup> *	Mid 2022	173,312	64.5%	62.9%	64.7%	-
	Median Age <sup>1</sup> *	Mid 2022	36	-	40	37	▼
	Non-UK Born Population <sup>2</sup>	2021 Census	34,962	13.1%	17.4%	7.5%	▲
	<b>Working Age Employment</b>	<b>Period</b>	<b>No</b>	<b>%</b>	<b>England</b>	<b>Previous</b>	<b>Direction</b>
	In Employment	Jul 22 – Jun 23	125,900	71.7%	75.8%	71.5%	▲
	Unemployment	Jul 22 – Jun 23	5,500	4.2%	3.8%	4.5%	▼
	Economically Inactive	Jul 22 – Jun 23	41,600	24.6%	21.2%	24.8%	▼
	Claimant Count *	October 2023	9,370	5.4%	3.7%	5.4%	-
	<b>Economy</b>	<b>Period</b>	<b>No</b>	<b>Rate</b>	<b>England</b>	<b>Previous</b>	<b>Direction</b>
	GVA / GVA Per Head	2021	£5,983 mill	£22,452	£31,138	£21,526	▲
	No of Enterprises / No Per 1,000	2023	6,690	25.1	41.9	25.5	▼
	No of Local Units / No Per 1,000	2023	8,845	33.2	48.4	33.5	▼
	Jobs / Jobs Per Pop Aged 16-64 <sup>3</sup>	2021	137,000	0.79	0.86	138,000/0.82	▼
	<b>Deprivation</b>	<b>Period</b>	<b>No</b>	<b>% / Rate</b>	<b>England</b>	<b>Previous</b>	<b>Direction</b>
	Multiple Deprivation (LA Rank)	2019	4 <sup>th</sup>	-	-	3 <sup>rd</sup>	▲
	GDHI / GDHI Per Head	2021	£4,007 mill	£15,038	£22,213	£15,130	▼
	Resident Median FT Weekly Wages	2022	£537.50	-	£645.80	£517.70	▲
	Children in Low Income Families (< 16)	2022	14,925	28.2%	20.1%	33.4%	▼


<sup>1</sup> As well as publishing the new mid-2022 population estimate; annual population estimates for the period 2012 – 2021 have been revised and rebased following the 2021 Census.


<sup>2</sup> The latest 2021 Census population figure is compared against the last ONS population by country of birth data (2020). Note that the ONS population by country of birth data has been discontinued.


<sup>3</sup> This figure is ONS jobs density estimate and includes employees, self-employed, and government supported trainees.

For more information please contact [insight@hullcc.gov.uk](mailto:insight@hullcc.gov.uk)

	<b>Health</b>	<b>Period</b>	<b>No</b>	<b>%</b>	<b>England</b>	<b>Previous</b>	<b>Direction</b>
	Male Life Expectancy	2018 – 20	<b>75.6</b>	-	79.4	75.8	▼
	Female Life Expectancy	2018 – 20	<b>80.0</b>	-	83.1	80.1	▼
	Working Age Disability	Jul 22 – Jun 23	<b>52,900</b>	<b>31.3%</b>	24.2%	30.1%	▲
	ESA Claimants	May 2023	<b>10,033</b>	<b>5.8%</b>	3.6%	6.0%	▼

	<b>Crime</b>	<b>Period</b>	<b>No</b>	<b>Rate</b>	<b>England</b>	<b>Previous</b>	<b>Direction</b>
	All Offences *	Yr to October 23	<b>38,639</b>	-	-	37,217	▲
	Criminal Damage and Arson *	Yr to October 23	<b>4,235</b>	-	-	4,400	▼
	Violence and Sexual Offences *	Yr to October 23	<b>16,459</b>	-	-	15,351	▲
	ASB *	Yr to October 23	<b>3,256</b>	-	-	4,858	▼

	<b>Young People and Education</b>	<b>Period</b>	<b>No</b>	<b>% / Rate</b>	<b>England</b>	<b>Previous</b>	<b>Direction</b>
	Pupil achieving a 9 – 5 Pass *	2022/23	-	<b>38.7%</b>	45.3%	42.0%	▼
	Pupil achieving a 9 – 4 Pass *	2022/23	-	<b>57.8%</b>	65.1%	59.8%	▼
	16 – 17-Year-Olds NEET (inc. NK)	2022/23	<b>425</b>	<b>6.7%</b>	5.2%	5.6%	▲
	Overall State Funded School Absence	2021/22	-	<b>8.0%</b>	7.6%	5.1%	▲
	Looked After Child / Per 10,000 Child	As at 31 Mar 22	<b>886</b>	<b>150</b>	70	164	▼
	Children in Need / Per 10,000 Child *	As at 31 Mar 23	<b>3372</b>	<b>571.1</b>	342.7	642.0	▼

	<b>Housing</b>	<b>Period</b>	<b>No</b>	<b>% / Rate</b>	<b>England</b>	<b>Previous</b>	<b>Direction</b>
	No of House Sales *	Yr to Aug 23	<b>2,730</b>	-	-	3,654	▼
	Average House Price (All Types) *	Oct 23	<b>£138,196</b>	-	£305,148	£136,897	▲
	Average Private Rent (All Types)	Yr to Mar 23	<b>£486</b>	-	£960	£479	▲
	U/I Homeless & Priority Need / Per 1,000 *	2022/23	<b>189</b>	1.66	2.20	1.75	▼
	Prevention and Relief Duty / Per 1,000 *	2022/23	<b>Not Avail</b>	<b>Not Avail</b>	12.4	29.0	N/A

For more information please contact [insight@hullcc.gov.uk](mailto:insight@hullcc.gov.uk)