





# City Scorecard: May 2023


	<b>Population</b>	<b>Period</b>	<b>No</b>	<b>%</b>	<b>England</b>	<b>Previous</b>	<b>Direction</b>
	Total Population <sup>1</sup>	Mid 2021	266,463	-	-	259,126	▲
	Working Age (16 - 64) <sup>1</sup>	Mid 2021	172,422	64.7%	63.0%	64.6%	▲
	Median Age <sup>1</sup>	Mid 2021	37	-	40	36	▲
	Non-UK Born Population <sup>2</sup>	2021 Census	34,962	13.1%	17.4%	7.5%	▲
	<b>Working Age Employment</b>	<b>Period</b>	<b>No</b>	<b>%</b>	<b>England</b>	<b>Previous</b>	<b>Direction</b>
	In Employment	Jan 22 – Dec 22	125,000	70.3%	75.8%	70.3%	-
	Unemployment	Jan 22 – Dec 22	6,600	5.0%	3.6%	4.7%	▲
	Economically Inactive	Jan 22 – Dec 22	42,800	25.2%	21.3%	25.0%	▲
	<b>Claimant Count *</b>	<b>May 2023</b>	<b>9,945</b>	<b>5.8%</b>	<b>3.8%</b>	<b>5.8%</b>	<b>-</b>
	<b>Economy</b>	<b>Period</b>	<b>No</b>	<b>Rate</b>	<b>England</b>	<b>Previous</b>	<b>Direction</b>
	<b>GVA / GVA Per Head *</b>	<b>2021</b>	<b>£5,983 mill</b>	<b>£22,452</b>	£31,138	£21,526	▲
	No of Enterprises / No Per 1,000	2022	6,805	26.3	42.6	24.5	▲
	No of Local Units / No Per 1,000	2022	8,935	34.5	49.1	32.9	▲
	Jobs / Jobs Per Pop Aged 16-64 <sup>3</sup>	2021	137,000	0.79	0.86	138,000/0.82	▼
	<b>Deprivation</b>	<b>Period</b>	<b>No</b>	<b>% / Rate</b>	<b>England</b>	<b>Previous</b>	<b>Direction</b>
	Multiple Deprivation (LA Rank)	2019	4 <sup>th</sup>	-	-	3 <sup>rd</sup>	▲
	GDHI / GDHI Per Head	2020	£3,972 mill	£15,329	£21,962	£14,887	▲
	Resident Median FT Weekly Wages	2022	£537.50	-	£645.80	£517.70	▲
	Children in Low Income Families (< 16)	2022	14,925	28.2%	20.1%	33.4%	▼


<sup>1</sup> These figures have been updated. The latest ONS mid-year population data (mid-2021) are now compared against the last ONS mid-year population data (mid-2020).


<sup>2</sup> The latest 2021 Census population figure is compared against the last ONS population by country of birth data (2020). Note that the ONS population by country of birth data has been discontinued.


<sup>3</sup> This figure is ONS jobs density estimate and includes employees, self-employed, and government supported trainees.

For more information please contact [insight@hullcc.gov.uk](mailto:insight@hullcc.gov.uk)

 <b>Health</b>	<b>Period</b>	<b>No</b>	<b>%</b>	<b>England</b>	<b>Previous</b>	<b>Direction</b>
Male Life Expectancy	2018 – 20	<b>75.6</b>	-	79.4	75.8	▼
Female Life Expectancy	2018 – 20	<b>80.0</b>	-	83.1	80.1	▼
Working Age Disability	Jan 22 – Dec 22	<b>51,100</b>	<b>30.1%</b>	23.9%	31.1%	▼
ESA Claimants	Nov 2022	<b>10,350</b>	<b>6.0%</b>	3.7%	6.1%	▼

 <b>Crime</b>	<b>Period</b>	<b>No</b>	<b>Rate</b>	<b>England</b>	<b>Previous</b>	<b>Direction</b>
All Offences *	Yr to Apr 23	<b>37,963</b>	-	-	36,597	▲
Criminal Damage and Arson *	Yr to Apr 23	<b>4,324</b>	-	-	4,633	▼
Violence and Sexual Offences *	Yr to Apr 23	<b>15,461</b>	-	-	15,926	▼
ASB *	Yr to Apr 23	<b>4,068</b>	-	-	5,348	▼

 <b>Young People and Education</b>	<b>Period</b>	<b>No</b>	<b>% / Rate</b>	<b>England</b>	<b>Previous</b>	<b>Direction</b>
Pupil achieving a 9 – 5 Pass	2021/22	-	<b>41.9%</b>	49.8%	44.3%	▼
Pupil achieving a 9 – 4 Pass	2021/22	-	<b>59.7%</b>	68.8%	65.8%	▼
16 – 17-Year-Olds NEET (inc. NK)	2021/22	<b>343</b>	<b>5.6%</b>	4.7%	5.3%	▲
Overall State Funded School Absence	2021/22	-	<b>8.0%</b>	7.6%	5.1%	▲
Looked After Child / Per 10,000 Child	As at 31 Mar 22	<b>886</b>	<b>150</b>	70	164	▼
Children in Need / Per 10,000 Child	As at 31 Mar 22	<b>3791</b>	<b>658.3</b>	334.3	655.0	▲

 <b>Housing</b>	<b>Period</b>	<b>No</b>	<b>% / Rate</b>	<b>England</b>	<b>Previous</b>	<b>Direction</b>
No of House Sales *	Yr to Feb 23	<b>3,149</b>	-	-	3,820	▼
Average House Price (All Types) *	April 23	<b>£133,798</b>	-	£305,731	£128,492	▲
Average Private Rent (All Types) *	Yr to Mar 23	<b>£486</b>	-	£960	£479	▲
U/I Homeless & Priority Need / Per 1,000	2021/22	<b>199</b>	<b>1.75</b>	1.76	0.01	▲
Prevention and Relief Duty / Per 1,000	2021/22	<b>3,299</b>	<b>29.0</b>	11.7	20.7	▲

For more information please contact [insight@hullcc.gov.uk](mailto:insight@hullcc.gov.uk)