







City Scorecard: May 2021


	Population	Period	No	%	England	Previous	Direction
	Total Population	2019	259,778	-	-	260,645	▼
	Working Age (16 - 64)	2019	168,216	64.8%	62.4%	65.2%	▼
	Median Age	2019	35.8	-	40.0	35.6	▲
	Non UK Born Population	2019	29,000	11.2%	15.5%	13.6%	▼
	Working Age Employment	Period	No	%	England	Previous	Direction
	In Employment *	Jan 20 – Dec 20	127,200	73.5%	75.7%	75.3%	▼
	Unemployment *	Jan 20 – Dec 20	7,200	5.3%	4.6%	7.1%	▼
	Economically Inactive *	Jan 20 – Dec 20	37,900	22.5%	20.5%	20.8%	▲
	Claimant Count *	March 2021	16,515	9.8%	6.6%	9.8%	-
	Economy	Period	No	Rate	England	Previous	Direction
	GVA / GVA Per Head	2018	£6,179 mill	£23,708	£29,356	£23,367	▲
	No of Enterprises / No Per 1,000	2020	6215	23.9	42.5	23.2	▲
	No of Local Units / No Per 1,000	2020	8435	32.5	49.2	31.8	▲
	Jobs / Jobs Per 1000 Aged 16-64	2019	123,000	731.3	745.3	124,000	▼
	Deprivation	Period	No	% / Rate	England	Previous	Direction
	Multiple Deprivation (LA Rank)	2019	4 th	-	-	3 rd	▲
	GDHI / GDHI Per Head	2018	£3,657 mill	£14,032	£21,609	£13,663	▲
	Resident Median FT Weekly Wages	2020	£483.80	-	£589.80	£479.90	▲
	Children in Low Income Families (< 16) *	2020	16,834	32.2%	19.1%	30.2%	▲

For more information please contact insight@hullcc.gov.uk

 Health	Period	No	%	England	Previous	Direction
Male Life Expectancy	2017 – 19	75.8	-	79.8	76.0	▼
Female Life Expectancy	2017 - 19	80.1	-	83.4	80.2	▼
Working Age Disability *	Jan 20 – Dec 20	48,800	29.0%	21.3%	29.0%	-
ESA Claimants	Aug-20	12,300	7.3%	4.4%	7.4%	▼

 Crime	Period	No	Rate	England	Previous	Direction
All Offences ¹ *	Yr to Feb – 21	34,230	-	-	38,396	▼
Criminal Damage and Arson ¹ *	Yr to Feb – 21	4,206	-	-	5,152	▼
Violence and Sexual Offences ¹ *	Yr to Feb – 21	14,602	-	-	14,429	▲
ASB ¹ *	Yr to Feb - 21	6,924	-	-	6,052	▲

 Young People and Education	Period	No	% / Rate	England	Previous	Direction
Pupil achieving a 9 – 5 Pass ²	2019/20	-	39.9%	49.9%	32.6%	▲
Pupil achieving a 9 – 4 Pass ²	2019/20	-	64.3%	71.2%	56.1%	▲
16 – 17 Year Olds NEET (inc NK)	2019/20	320	5.8%	5.5%	6.3%	▼
Overall State Funded School Absence	2018 /19	-	4.9%	4.7%	5.0%	▼
Looked After Children / Per 10,000 Child	As at 31 Mar 20	867	151	67	139	▲
Children in Need / Per 10,000 Child	As at 31 Mar 20	3793	661.1	323.7	566.6	▲

 Housing	Period	No	% / Rate	England	Previous	Direction
No of House Sales *	Yr to Dec - 20	2,717	-	-	3,469	▼
Average House Price (All Types) *	Feb – 21	£114,717	-	£268,291	£113,286	▲
Average Private Rent (All Types)	Yr to Sep - 20	£432	-	£845	£438	-
Homeless & Priority Need / Per 1,000	2019/20	0	0.00	1.67	0.19	▼
Prevention and Relief Duty / Per 1,000	2019/20	2969	26.2	12.2	22.5	▲

¹ We are no longer provided with crime data directly from Humberside Police so data is now sourced from the national police data website. This has meant that the previous Violent Crimes indicator has had to be updated to Violence and Sexual offences. Humberside Police have not released complete crime data for December 2020. Therefore in order to be able to create a more realistic 12 month rolling figure, and to compare this to the same 12 month period of the previous year, crime and ASB numbers in December 2020 have been assumed to be the same as in December 2019.

² Due to the COVID-19 pandemic, the summer exam series was cancelled in 2020. Pupils scheduled to sit GCSE and A/AS level exams in 2020 were awarded either a centre assessment grade (based on what the school or college believed the student would most likely have achieved had exams gone ahead) or their calculated grade using a model developed by Ofqual - whichever was the higher of the two. Each of the pupil level attainment statistics have increased - more than would be expected in a typical year - between the 2018/19 and 2019/20 academic years. This reflects the change to the way GCSE grades were awarded rather than improvements in pupil performance. As a result the 2019/20 data should not be directly compared to attainment data from previous years for the purposes of measuring changes in student performance.

For more information please contact insight@hullcc.gov.uk