





## City Scorecard: March 2024


	<b>Population</b>	<b>Period</b>	<b>No</b>	<b>%</b>	<b>England</b>	<b>Previous</b>	<b>Direction</b>
	Total Population <sup>1</sup>	Mid 2022	268,852	-	-	266,516	▲
	Working Age (16 - 64) <sup>1</sup>	Mid 2022	173,312	64.5%	62.9%	64.7%	-
	Median Age <sup>1</sup>	Mid 2022	36	-	40	37	▼
	Non-UK Born Population <sup>2</sup>	2021 Census	34,962	13.1%	17.4%	7.5%	▲
	<b>Working Age Employment</b>	<b>Period</b>	<b>No</b>	<b>%</b>	<b>England</b>	<b>Previous</b>	<b>Direction</b>
	In Employment	Oct 22 – Sep 23	128,400	73.6%	75.9%	71.7%	▲
	Unemployment	Oct 22 – Sep 23	4,600	3.5%	3.8%	4.2%	▼
	Economically Inactive	Oct 22 – Sep 23	41,500	24.5%	21.1%	24.6%	▼
	<b>Claimant Count *</b>	<b>February 2024</b>	<b>10,240</b>	<b>5.9%</b>	<b>3.9%</b>	<b>5.8%</b>	<b>▲</b>
	<b>Economy</b>	<b>Period</b>	<b>No</b>	<b>Rate</b>	<b>England</b>	<b>Previous</b>	<b>Direction</b>
	GVA / GVA Per Head	2021	£5,983 mill	£22,452	£31,138	£21,526	▲
	No of Enterprises / No Per 1,000	2023	6,690	25.1	41.9	25.5	▼
	No of Local Units / No Per 1,000	2023	8,845	33.2	48.4	33.5	▼
	Jobs / Jobs Per Pop Aged 16-64 <sup>3</sup>	2022	139,000	0.81	0.88	137,000/0.79	▲
	<b>Deprivation</b>	<b>Period</b>	<b>No</b>	<b>% / Rate</b>	<b>England</b>	<b>Previous</b>	<b>Direction</b>
	Multiple Deprivation (LA Rank)	2019	4 <sup>th</sup>	-	-	3 <sup>rd</sup>	▲
	GDHI / GDHI Per Head	2021	£4,007 mill	£15,038	£22,213	£15,130	▼
	Resident Median FT Weekly Wages	2023	£574.70	-	£683.40	£536.60	▲
	<b>Children in Low Income Families (&lt; 16) *</b>	<b>2023</b>	<b>15,321</b>	<b>28.5%</b>	<b>20.1%</b>	<b>28.5%</b>	<b>-</b>


<sup>1</sup> As well as publishing the new mid-2022 population estimate; annual population estimates for the period 2012 – 2021 have been revised and rebased following the 2021 Census.


<sup>2</sup> The latest 2021 Census population figure is compared against the last ONS population by country of birth data (2020). Note that the ONS population by country of birth data has been discontinued.

<sup>3</sup> This figure is ONS jobs density estimate and includes employees, self-employed, and government supported trainees.

	<b>Health</b>	<b>Period</b>	<b>No</b>	<b>%</b>	<b>England</b>	<b>Previous</b>	<b>Direction</b>
	Male Life Expectancy	2018 – 20	<b>75.6</b>	-	79.4	75.8	▼
	Female Life Expectancy	2018 – 20	<b>80.0</b>	-	83.1	80.1	▼
	Working Age Disability	Oct 22 – Sep 23	<b>53,800</b>	<b>31.7%</b>	24.3%	31.3%	▲
	ESA Claimants	Aug 2023	<b>9,892</b>	<b>5.7%</b>	3.6%	5.8%	▼

	<b>Crime</b>	<b>Period</b>	<b>No</b>	<b>Rate</b>	<b>England</b>	<b>Previous</b>	<b>Direction</b>
	All Offences *	Yr to Feb 24	<b>37,847</b>	-	-	37,602	▲
	Criminal Damage and Arson *	Yr to Feb 24	<b>3,823</b>	-	-	4,373	▼
	Violence and Sexual Offences *	Yr to Feb 24	<b>16,621</b>	-	-	15,373	▲
	ASB *	Yr to Feb 24	<b>3,023</b>	-	-	4,405	▼

	<b>Young People and Education</b>	<b>Period</b>	<b>No</b>	<b>% / Rate</b>	<b>England</b>	<b>Previous</b>	<b>Direction</b>
	Pupil achieving a 9 – 5 Pass	2022/23	-	<b>38.9%</b>	45.5%	42.0%	▼
	Pupil achieving a 9 – 4 Pass	2022/23	-	<b>58.0%</b>	65.4%	59.8%	▼
	16 – 17-Year-Olds NEET (inc. NK)	2022/23	<b>425</b>	<b>6.7%</b>	5.2%	5.6%	▲
	Overall State Funded School Absence *	2022/23	-	<b>7.8%</b>	7.4%	8.0%	▼
	Looked After Child / Per 10,000 Child	As at 31 Mar 23	<b>773</b>	<b>128</b>	71	149	▼
Children in Need / Per 10,000 Child	As at 31 Mar 23	<b>3372</b>	<b>571.1</b>	342.7	642.0	▼	

	<b>Housing</b>	<b>Period</b>	<b>No</b>	<b>% / Rate</b>	<b>England</b>	<b>Previous</b>	<b>Direction</b>
	No of House Sales *	Yr to Dec 23	<b>2,373</b>	-	-	3,773	▼
	Average House Price (All Types) *	Feb 24	<b>£132,290</b>	-	£297,705	£138,575	▼
	Average Private Rent (All Types)	Yr to Sep 23	<b>£509</b>	-	£994	£486	▲
	U/I Homeless & Priority Need / Per 1,000	2022/23	<b>189</b>	1.66	2.20	1.75	▼
Prevention and Relief Duty / Per 1,000	2022/23	<b>Not Avail</b>	<b>Not Avail</b>	12.4	29.0	N/A	

For more information please contact [insight@hullcc.gov.uk](mailto:insight@hullcc.gov.uk)