




City Scorecard: July 2022

	Population	Period	No	%	England	Previous	Direction
	Total Population ¹	2020	259,126	-	-	259,778	▼
	Working Age (16 - 64) ¹	2020	167,455	64.6%	62.3%	64.8%	▼
	Median Age ¹	2020	35.9	-	40.2	35.8	▲
	Non-UK Born Population ²	2020	18,000	7.5%	18.4%	11.2%	▼

	Working Age Employment	Period	No	%	England	Previous	Direction
	In Employment	Jan 21 – Dec 21	123,700	71.1%	75.1%	72.3%	▼
	Unemployment	Jan 21 – Dec 21	6,300	4.9%	4.5%	5.5%	▼
	Economically Inactive	Jan 21 – Dec 21	41,000	24.4%	21.3%	23.9%	▲
	Claimant Count *	May 2022	10,800	6.5%	3.9%	6.6%	▼

	Economy	Period	No	Rate	England	Previous	Direction
	GVA / GVA Per Head	2020	£6,064 mill	£23,403	£29,757	£22,928	▼
	No of Enterprises / No Per 1,000	2021	6335	24.4	42.5	23.9	▲
	No of Local Units / No Per 1,000	2021	8530	32.9	49.2	32.5	▲
	Jobs / Jobs Per Pop Aged 16-64 ³	2020	138,000	0.82	0.85	138,000	-

	Deprivation	Period	No	% / Rate	England	Previous	Direction
	Multiple Deprivation (LA Rank)	2019	4 th	-	-	3 rd	▲
	GDHI / GDHI Per Head	2019	£3,873 mill	£14,908	£21,978	£14,436	▲
	Resident Median FT Weekly Wages	2021	£510.20	-	£613.30	£469.30	▲
	Children in Low Income Families (< 16)	2021	17,448	33.4%	18.7%	33.5%	-


¹ Whilst the 2021 Census population figure has now been released; these figures will not be updated until the official 2021 mid-year population estimate is released in October / November this year to ensure consistency in the time period reported. For the 2021 Census population figure please refer to the relevant Census Release Briefing Paper.


² The latest ONS estimate suggests that in 2020 there were a total of 18,000 residents born outside the UK; including 9,000 residents born within the EU. Given that the latest government figures show that in December 2021 there had been 34,000 applications for the EU Settlement Scheme then it is the opinion of the Insight Team that the ONS figure **significantly undercounts the number of non-UK born residents in Hull.**


³ This figure has now been changed from the ONS BRES estimate of employee jobs to the ONS jobs density estimate. This means it now includes employees, self-employed, and government supported trainees.

For more information please contact insight@hullcc.gov.uk

	Health	Period	No	%	England	Previous	Direction
	Male Life Expectancy	2018 – 20	75.6	-	79.4	75.8	▼
	Female Life Expectancy	2018 – 20	80.0	-	83.1	80.1	▼
	Working Age Disability	Jan 21 – Dec 21	55,800	33.2%	22.9%	32.5%	▲
	ESA Claimants	Nov 21	11,183	6.7%	4.0%	6.8%	▼

	Crime	Period	No	Rate	England	Previous	Direction
	All Offences ⁴	Yr to Apr – 22	36,800	-	-	33,824	▲
	Criminal Damage and Arson ⁴	Yr to Apr – 22	4,646	-	-	4,188	▲
	Violence and Sexual Offences ⁴	Yr to Apr – 22	16,004	-	-	14,615	▲
	ASB ⁴	Yr to Apr – 22	5,348	-	-	6,890	▼

	Young People and Education	Period	No	% / Rate	England	Previous	Direction
	Pupil achieving a 9 – 5 Pass	2020/21	-	44.3%	51.9%	39.9%	▲
	Pupil achieving a 9 – 4 Pass	2020/21	-	65.8%	72.2%	64.3%	▲
	16 – 17-Year-Olds NEET (inc. NK)	2020/21	310	5.3%	5.5%	5.8%	▼
	Overall State Funded School Absence ⁵	2020/21	-	5.1%	4.6%	4.9%	▲
	Looked After Child / Per 10,000 Child	As at 31 Mar 21	948	165	67	151	▲
	Children in Need / Per 10,000 Child	As at 31 Mar 21	3772	655.0	321.2	661.1	▼

	Housing	Period	No	% / Rate	England	Previous	Direction
	No of House Sales *	Yr to Feb 22	3,451	-	-	2,910	▲
	Average House Price (All Types) *	April – 22	£128,107	-	£299,249	£119,247	▲
	Average Private Rent (All Types) *	Yr to March - 22	£467	-	£926	£453	▲
	Homeless & Priority Need / Per 1,000	2020/21	1	0.01	1.6	0.00	-
	Prevention and Relief Duty / Per 1,000	2020/21	2530	20.7	10.9	26.2	▼

⁴ Humberside Police are currently implementing a new crime recording system so are unable to provide crime, outcome or stop and search data. Data will be provided when this work is complete.

⁵ Comparable full-year school absence data is not available for 2019/2020 due to the effect on absence of the COVID pandemic. 2020/21 data is therefore compared against 2018/19 data.

For more information please contact insight@hullcc.gov.uk