





# City Scorecard: August 2023


	<b>Population</b>	<b>Period</b>	<b>No</b>	<b>%</b>	<b>England</b>	<b>Previous</b>	<b>Direction</b>
	Total Population <sup>1</sup>	Mid 2021	266,463	-	-	259,126	▲
	Working Age (16 - 64) <sup>1</sup>	Mid 2021	172,422	64.7%	63.0%	64.6%	▲
	Median Age <sup>1</sup>	Mid 2021	37	-	40	36	▲
	Non-UK Born Population <sup>2</sup>	2021 Census	34,962	13.1%	17.4%	7.5%	▲
	<b>Working Age Employment</b>	<b>Period</b>	<b>No</b>	<b>%</b>	<b>England</b>	<b>Previous</b>	<b>Direction</b>
	In Employment	Apr 22 – Mar 23	125,100	71.5%	75.7%	70.3%	▲
	Unemployment	Apr 22 – Mar 23	5,800	4.5%	3.7%	5.0%	▼
	Economically Inactive	Apr 22 – Mar 23	42,000	24.8%	21.4%	25.2%	▼
	<b>Claimant Count *</b>	<b>July 2023</b>	<b>9,550</b>	<b>5.5%</b>	<b>3.8%</b>	<b>5.6%</b>	<b>▼</b>
	<b>Economy</b>	<b>Period</b>	<b>No</b>	<b>Rate</b>	<b>England</b>	<b>Previous</b>	<b>Direction</b>
	GVA / GVA Per Head	2021	£5,983 mill	£22,452	£31,138	£21,526	▲
	No of Enterprises / No Per 1,000	2022	6,805	26.3	42.6	24.5	▲
	No of Local Units / No Per 1,000	2022	8,935	34.5	49.1	32.9	▲
	Jobs / Jobs Per Pop Aged 16-64 <sup>3</sup>	2021	137,000	0.79	0.86	138,000/0.82	▼
	<b>Deprivation</b>	<b>Period</b>	<b>No</b>	<b>% / Rate</b>	<b>England</b>	<b>Previous</b>	<b>Direction</b>
	Multiple Deprivation (LA Rank)	2019	4 <sup>th</sup>	-	-	3 <sup>rd</sup>	▲
	GDHI / GDHI Per Head	2020	£3,972 mill	£15,329	£21,962	£14,887	▲
	Resident Median FT Weekly Wages	2022	£537.50	-	£645.80	£517.70	▲
	Children in Low Income Families (< 16)	2022	14,925	28.2%	20.1%	33.4%	▼


<sup>1</sup> These figures have been updated. The latest ONS mid-year population data (mid-2021) are now compared against the last ONS mid-year population data (mid-2020).


<sup>2</sup> The latest 2021 Census population figure is compared against the last ONS population by country of birth data (2020). Note that the ONS population by country of birth data has been discontinued.


<sup>3</sup> This figure is ONS jobs density estimate and includes employees, self-employed, and government supported trainees.

For more information please contact [insight@hullcc.gov.uk](mailto:insight@hullcc.gov.uk)

	<b>Health</b>	<b>Period</b>	<b>No</b>	<b>%</b>	<b>England</b>	<b>Previous</b>	<b>Direction</b>
	Male Life Expectancy	2018 – 20	<b>75.6</b>	-	79.4	75.8	▼
	Female Life Expectancy	2018 – 20	<b>80.0</b>	-	83.1	80.1	▼
	Working Age Disability	Apr 22 – Mar 23	<b>50,900</b>	<b>30.1%</b>	24.3%	31.1%	-
	ESA Claimants	Feb 2023	<b>10,195</b>	<b>5.9%</b>	3.7%	6.0%	▼

	<b>Crime</b>	<b>Period</b>	<b>No</b>	<b>Rate</b>	<b>England</b>	<b>Previous</b>	<b>Direction</b>
	All Offences *	Yr to July 23	<b>38,870</b>	-	-	37,216	▲
	Criminal Damage and Arson *	Yr to July 23	<b>4,328</b>	-	-	4,593	▼
	Violence and Sexual Offences *	Yr to July 23	<b>15,924</b>	-	-	15,804	▲
	ASB *	Yr to July 23	<b>3,635</b>	-	-	5,102	▼

	<b>Young People and Education</b>	<b>Period</b>	<b>No</b>	<b>% / Rate</b>	<b>England</b>	<b>Previous</b>	<b>Direction</b>
	Pupil achieving a 9 – 5 Pass	2021/22	-	<b>41.9%</b>	49.8%	44.3%	▼
	Pupil achieving a 9 – 4 Pass	2021/22	-	<b>59.7%</b>	68.8%	65.8%	▼
	16 – 17-Year-Olds NEET (inc. NK)	2022/23	<b>425</b>	<b>6.7%</b>	5.2%	5.6%	▲
	Overall State Funded School Absence	2021/22	-	<b>8.0%</b>	7.6%	5.1%	▲
	Looked After Child / Per 10,000 Child	As at 31 Mar 22	<b>886</b>	<b>150</b>	70	164	▼
	Children in Need / Per 10,000 Child	As at 31 Mar 22	<b>3791</b>	<b>658.3</b>	334.3	655.0	▲

	<b>Housing</b>	<b>Period</b>	<b>No</b>	<b>% / Rate</b>	<b>England</b>	<b>Previous</b>	<b>Direction</b>
	No of House Sales *	Yr to May 23	<b>2,961</b>	-	-	3,779	▼
	Average House Price (All Types) *	July 23	<b>£139,013</b>	-	£308,633	£137,186	▲
	Average Private Rent (All Types)	Yr to Mar 23	<b>£486</b>	-	£960	£479	▲
	U/I Homeless & Priority Need / Per 1,000	2021/22	<b>199</b>	<b>1.75</b>	1.76	0.01	▲
	Prevention and Relief Duty / Per 1,000	2021/22	<b>3,299</b>	<b>29.0</b>	11.7	20.7	▲

For more information please contact [insight@hullcc.gov.uk](mailto:insight@hullcc.gov.uk)