







City Scorecard: August 2024


	Population	Period	No	%	England	Previous	Direction
	Total Population *	Mid 2023	271,942	-	-	268,677	▲
	Working Age (16 - 64) *	Mid 2023	175,203	64.4%	62.9%	64.6%	-
	Median Age *	Mid 2023	36	-	40	37	▼
	Non-UK Born Population ¹	2021 Census	34,962	13.1%	17.4%	7.5%	▲
	Working Age Employment	Period	No	%	England	Previous	Direction
	In Employment	Apr 23 – Mar 24	120,200	69.3%	75.7%	73.2%	▼
	Unemployment	Apr 23 – Mar 24	3,600	2.9%	3.9%	3.0%	▼
	Economically Inactive	Apr 23 – Mar 24	49,600	29.3%	21.2%	25.2%	▲
	Claimant Count *	July 2024	11,345	6.6%	4.4%	5.9%	▲
	Economy	Period	No	Rate	England	Previous	Direction
	GVA / GVA Per Head	2022	£6,930 mill	£25,776	£33,976	£23,733	▲
	No of Enterprises / No Per 1,000	2023	6,690	25.1	41.9	25.5	▼
	No of Local Units / No Per 1,000	2023	8,845	33.2	48.4	33.5	▼
	Jobs / Jobs Per Pop Aged 16-64 ²	2022	139,000	0.81	0.88	137,000/0.79	▲
	Deprivation	Period	No	% / Rate	England	Previous	Direction
	Multiple Deprivation (LA Rank)	2019	4 th	-	-	3 rd	▲
	GDHI / GDHI Per Head	2021	£4,007 mill	£15,038	£22,213	£15,130	▼
	Resident Median FT Weekly Wages	2023	£574.70	-	£683.40	£536.60	▲
	Children in Low Income Families (< 16)	2023	15,321	28.5%	20.1%	28.5%	-


¹ The latest 2021 Census population figure is compared against the last ONS population by country of birth data (2020). Note that the ONS population by country of birth data has been discontinued.

² This figure is ONS jobs density estimate and includes employees, self-employed, and government supported trainees.

	Health	Period	No	%	England	Previous	Direction
	Male Life Expectancy	2020 – 22	75.0	-	78.9	75.2	▼
	Female Life Expectancy	2020 – 22	79.9	-	82.8	80.1	▼
	Working Age Disability	Apr 23 – Mar 24	62,100	36.7%	24.8%	29.6%	▲
	ESA Claimants	Feb 2024	9,597	5.5%	3.4%	5.6%	▼

	Crime	Period	No	Rate	England	Previous	Direction
	All Offences *	Yr to July 24	36,501	-	-	38,464	▼
	Criminal Damage and Arson *	Yr to July 24	3,830	-	-	4,325	▼
	Violence and Sexual Offences *	Yr to July 24	16,459	-	-	15,878	▲
	ASB *	Yr to July 24	2,955	-	-	3,635	▼

	Young People and Education	Period	No	% / Rate	England	Previous	Direction
	Pupil achieving a 9 – 5 Pass	2022/23	-	38.9%	45.5%	42.0%	▼
	Pupil achieving a 9 – 4 Pass	2022/23	-	58.0%	65.4%	59.8%	▼
	16 – 17-Year-Olds NEET (inc. NK)	2022/23	425	6.7%	5.2%	5.6%	▲
	Overall State Funded School Absence	2022/23	-	7.8%	7.4%	8.0%	▼
	Looked After Child / Per 10,000 Child	As at 31 Mar 23	773	128	71	149	▼
	Children in Need / Per 10,000 Child	As at 31 Mar 23	3,372	571.1	342.7	642.0	▼

	Housing	Period	No	% / Rate	England	Previous	Direction
	No of House Sales *	Yr to May 24	2,279	-	-	3,316	▼
	Average House Price (All Types) *	July 24	£141,219	-	£305,879	£136,117	▲
	Average Private Rent (All Types)	Yr to Sep 23	£509	-	£994	£486	▲
	U/I Homeless & Priority Need / Per 1,000	2022/23	189	1.66	2.20	1.75	▼
	Prevention and Relief Duty / Per 1,000	2022/23	Not Avail	Not Avail	12.4	29.0	N/A

For more information please contact insight@hullcc.gov.uk